

# POLL WORKER TRAINING



New, first time workers, need to go  
to HR office for paperwork

Bathrooms

Water

Candy



# Important Information

JBC Cases (Sealed Nightly during Early Voting)

Polling Place Supply Case

Pollbook Kiosks (Sealed nightly during Early Voting)

eSlate Voting Booths delivered on carts (Sealed) and picked up

ACOD Scanner at each location

All completed forms go in RED zipper bag

Limited Ballots at AgriLife



# Remember !

- It is illegal for a person to operate a sound amplification device or a vehicle with a **loud speaker within 1,000 feet** of the polling place.
- No electioneering, Insignia, emblems, badges, etc., on clothing, hats, bags, etc. bearing references to a candidate, measure, or political party on the current ballot, **within 100 ft of the polling place entrance** by **anyone**, including voters.

# Preparing for Election Day

- Before Election Day, the **Presiding Election Judge** **must** complete these tasks:
  1. Contact the Alternate Presiding Judge and Clerks.
  2. Visit the polling place.
  3. Check and review election materials. Cart of eSlates etc.

## 7

# Setting up the Polling Place

1. Post the distance markers.
2. Post sample ballot display and informational signs such as the Voters' Rights Poster, Notice of Voter Complaint Information, No use of electronic devices (cell phones) in the polling place, etc. **NOTICE OF VOTING ORDER PRIORITY**
3. Set up the voting equipment and **turn it on.**
4. Do NOT remove **Blue** Seal from JBC!
5. Set up the Voter Qualifying Table(s).

# Arrange Voting Equipment

Arrange the voting booths or equipment so that:

- Voters may cast ballots in secret.
- People waiting to vote will not disrupt people who are voting or enable them to see the ballots of those voting.
- Election Judge and poll watchers (if any) can monitor activity in the polling place, including the voting area.
- The voting area is adequately lit.

# Post Required Information in the Voting Booth

In each voting booth you **must** post:

1. Voting Instructions
2. List of Declared Write-In Candidates



# eSlate setup video






# eSlate™ Polling Place System Election Day Desk Reference

(System Version 6.2)





































































- The eSlate cable-to-booth connection will fit one way.
- Please do not force!




















# Forms/Equipment for Qualifying Table(s) (The “Ideal Voter”)

1. VoteSafe Kiosk
2. Statement of Residence Forms
3. Similar Name Correction Forms
4. JBC

# Forms to Keep on separate work table (Other voters)

1. Registration Omissions List (for people not found in the VoteSafe computer)
2. Provisional Ballot Affidavit Green Envelopes
3. List of Provisional Voters
4. Notice to Provisional Voter/Polling Place ID Receipt only for voters without ID
5. Request to cancel application to vote by mail

FOR EARLY VOTING...



- 1
- 2
- 3
- 4
- 5
- 6
- 7
- 8
- 9
- 10
- 11
- 12

Booth Assignment  
Proceed to booth  
number ONE and  
follow the instructions  
Press DONE when complete

Done



- PRINTER FEED
- CONTRAST UP
- CONTRAST DOWN
- CLOSE POLLS

## Instrucciones para los Votantes

- Gire la rueda SELECT para destacar el lenguaje de su preferencia.
- Oprima ENTER.
- Gire la rueda SELECT para destacar el primer número de su Clave de Acceso.
- Oprima ENTER.
- Repita para todos los números.
- Gire la rueda SELECT para destacar su preferencia.
- Oprima ENTER.
- El cuadro a la izquierda de su selección cambiará a rojo.
- Para cambiar su selección, gire la rueda SELECT a su nueva selección y oprima ENTER.
- Se puede usar NEXT y PREV para mover por las páginas de la boleta.
- Para pedir asistencia, oprima HELP.

### Lea con cuidado la Página del Resumen de Boleta.

- Para cambiar una selección en la Página del Resumen de Boleta, gire la rueda SELECT para destacar la línea que quiera cambiar, y oprima ENTER.

Solamente **después** de marcar todas sus selecciones, oprima **CAST BALLOT** en la última Página del Resumen de Boleta para archivar su boleta votada en la urna electoral.

Cuando oprima **CAST BALLOT** en la última Página del Resumen de Boleta, se acaba el proceso de votar y se consigna la boleta.

## Booth Assignment



Press ENTER to assign this booth.

Booth number will be

01

Power Supply: PRN[NONE] Battery[NONE]

Printer Status: [EVBO-103]

CAST  
BALLOT

HELP

PREV

NEXT

ENTER

SELECT

## Voter Instructions

### 1. Select Language

English

- Turn the SELECT wheel to highlight the language of your choice.
- Press ENTER.

### 2. Enter Access Code

Access Code

2248

- Turn the SELECT wheel to highlight the first number of your Access Code.
- Press ENTER.
- Repeat for each number.

### 3. Make Choices

State Rep. District 28

State Rep. District 28

State Rep. District 28

State Rep. District 28

State Rep. District 28

State Rep. District 28

State Rep. District 28

State Rep. District 28

State Rep. District 28

State Rep. District 28

State Rep. District 28

State Rep. District 28

State Rep. District 28

State Rep. District 28

State Rep. District 28

State Rep. District 28

State Rep. District 28

State Rep. District 28

State Rep. District 28

State Rep. District 28

State Rep. District 28

State Rep. District 28

State Rep. District 28

State Rep. District 28

State Rep. District 28

State Rep. District 28

State Rep. District 28

State Rep. District 28

State Rep. District 28

State Rep. District 28

State Rep. District 28

State Rep. District 28

State Rep. District 28

State Rep. District 28

State Rep. District 28

State Rep. District 28

State Rep. District 28

State Rep. District 28

State Rep. District 28

State Rep. District 28

State Rep. District 28

State Rep. District 28

- Turn the SELECT wheel to highlight your ballot choice.
- Press ENTER.
- The box to the left of the choice changes to red.
- To change your choice, turn the SELECT wheel to your new choice and press ENTER.
- You may use NEXT and PREV to move through the ballot pages.
- To get help, press HELP.

### 4. Review Choices

Read the Ballot Summary Page carefully.

- To change a choice from the Summary Page, turn the SELECT wheel to highlight the line wish to change, and press ENTER.

### 5. Cast Ballot

CAST BALLOT

CAST BALLOT

CAST BALLOT

CAST BALLOT

CAST BALLOT

CAST BALLOT

CAST BALLOT

CAST BALLOT

CAST BALLOT

CAST BALLOT

CAST BALLOT

CAST BALLOT

CAST BALLOT

CAST BALLOT

CAST BALLOT

CAST BALLOT

CAST BALLOT

CAST BALLOT

CAST BALLOT

CAST BALLOT

CAST BALLOT



## Instrucciones para los Votantes

Escoja  
el Lenguaje  
**Español**

Ingrese su  
Clave de Acceso  
**2248**

**2248**

que sus  
elecciones

Boleta

Boleta

Boleta

Boleta

Boleta

Boleta

Boleta

Boleta

Boleta

Boleta

Boleta

Boleta

Boleta

## Booth Assignment

This booth has been assigned.

This is booth number:

01

HELP

ENTER

SELECT

CAST  
BALLOT

PREV

NEXT

## Voter Instructions

### 1. Select Language

English

- Turn the SELECT wheel to highlight the language of your choice.
- Press ENTER.

### 2. Enter Access Code

2248

- Turn the SELECT wheel to highlight the first number of your Access Code.
- Press ENTER.
- Repeat for each number.

### 3. Make Choices

State Rep. District 24

State Rep. District 24

State Rep. District 24

State Rep. District 24

State Rep. District 24

State Rep. District 24

State Rep. District 24

State Rep. District 24

State Rep. District 24

State Rep. District 24

State Rep. District 24

State Rep. District 24

State Rep. District 24

State Rep. District 24

State Rep. District 24

State Rep. District 24

State Rep. District 24

State Rep. District 24

State Rep. District 24

State Rep. District 24

State Rep. District 24

State Rep. District 24

State Rep. District 24

State Rep. District 24

State Rep. District 24

State Rep. District 24

State Rep. District 24

State Rep. District 24

State Rep. District 24

State Rep. District 24

State Rep. District 24

State Rep. District 24

State Rep. District 24

State Rep. District 24

- Turn the SELECT wheel to highlight your ballot choice.
- Press ENTER.
- The box to the left of the choice changes to red.
- To change your choice, turn the SELECT wheel to your new choice and press ENTER.
- You may use NEXT and PREV to move through the ballot pages.
- To get help, press HELP.

### 4. Review Choices

Ballot Summary Page

Ballot Summary Page

Ballot Summary Page

Ballot Summary Page

Ballot Summary Page

Ballot Summary Page

Ballot Summary Page

Ballot Summary Page

Ballot Summary Page

Ballot Summary Page

Ballot Summary Page

Ballot Summary Page

Ballot Summary Page

Ballot Summary Page

Ballot Summary Page

Ballot Summary Page

Ballot Summary Page

Ballot Summary Page

Ballot Summary Page

Ballot Summary Page

Ballot Summary Page

Ballot Summary Page

Ballot Summary Page

Ballot Summary Page

Ballot Summary Page

### Read the Ballot Summary Page carefully.

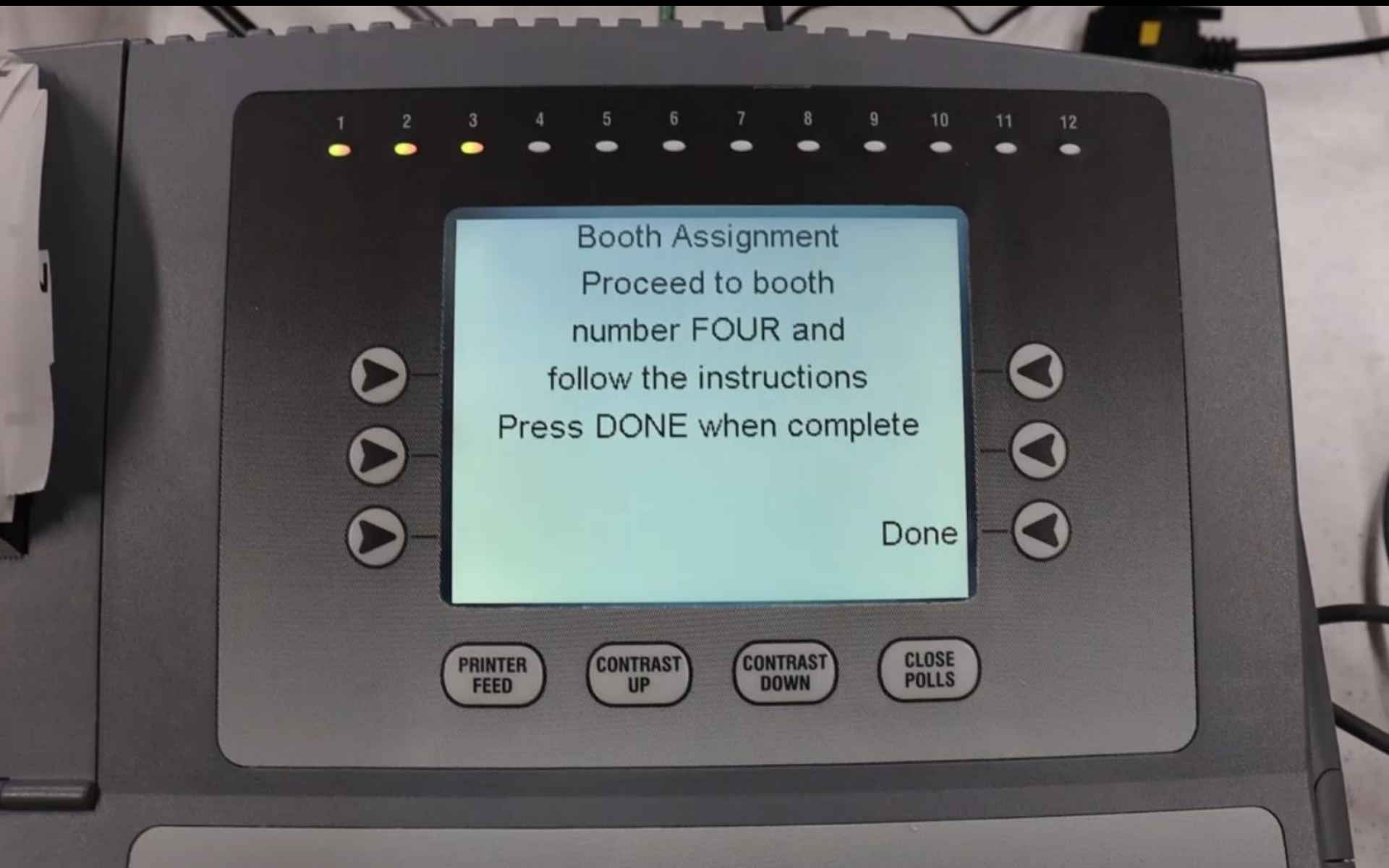
- To change a choice from the Ballot Summary Page, turn the SELECT wheel to highlight the line you wish to change, and press ENTER.

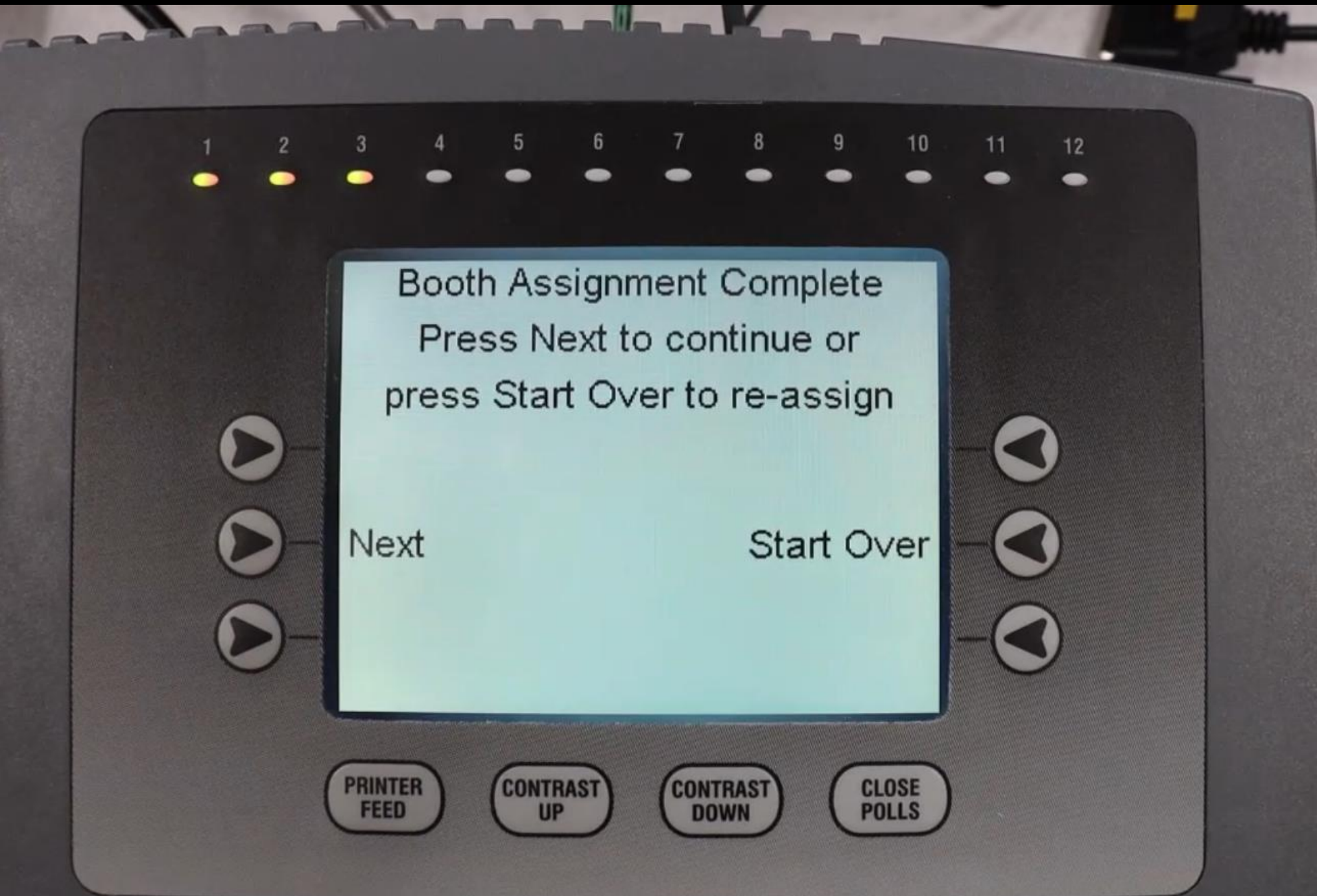
### 5. Cast Ballot

CAST  
BALLOT



- Only **after** all desired choices have been made, press CAST BALLOT from the final Ballot Summary Page to deposit your voted ballot in the ballot box.
- Pressing CAST BALLOT from the final Ballot Summary Page completes the voting process and records the ballot.
- You have finished voting when you see the waving American flag. Exit the booth.







1 2 3 4 5 6 7 8 9 10 11 12

Polls Open Password

□□□□□□

Enter the open polls password

Accept

Clear

PRINTER  
FEED

CONTRAST  
UP

CONTRAST  
DOWN

CLOSE  
POLLS

DO NOT RUN  
TALLY

1 2 3 4 5 6 7 8 9 10 11 12

Polls Open 09:28:20  
GENERAL AND LOCAL ELECTIO  
Codes Active: 00000  
Test Mode  
Other  
Add Voter  
Check Code  
PVT:014547 AC[OKAY]Batt[OKAY] PUB:000001

PRINTER FEED CONTRAST UP CONTRAST DOWN CLOSE POLLS

PVT:000001  
PUB:000001  
PVT COUNT = 00000

\*\*\*\*\*  
Date: 10-09-2020  
Time: 09:28:18  
Aborted Codes = 0  
\*\*\*\*\*  
\*\*\* Test Mode \*\*\*  
Burnet County, Texas  
GENERAL AND LOCAL  
ELECTIONS  
November 03, 2020  
Burnet County AgriLife  
Auditorium  
\*\*\*\*\*  
Polls Open  
Date: 10-09-2020  
Time: 09:28:18  
Pub Count = 0000001  
Pvt Count = 0014547  
Polls are open.  
Ready to accept Ballots.  
\*\*\*\*\*

N

1 2 3 4 5 6 7 8 9 10 11



Polls Open 09:28:30  
GENERAL AND LOCAL ELECT  
Codes Active: 00000  
Test Mode  
Add Voter Check  
PVT:014547 AC[OKAY]Batt[OKAY] F 001

PRINTER FEED CONTRAST UP CONTRAST DOWN CLOSE POLLS

Burnet County Elections  
[Barcode]



## eSlate Reconciliation Log – Early Voting

Complete one form per Polling Place

[illegible]

Polls Open

00:21:28

At end of day you suspend polls (Early Voting)

GENERAL AND LOCAL ELECTIO

Codes Active: 00000

Test Mode

Other

Add Voter

Check Code

PVT:014552

AC[OKAY]Batt[OKAY]

PUB:000006

PRINTER  
FEED

CONTRAST  
UP

CONTRAST  
DOWN

CLOSE  
POLLS

Confirm Suspend Polls  
Are you sure you want  
to suspend the polls?

Continue

Cancel

CONTRAST  
UP

CONTRAST  
DOWN



Polls Suspend Password

\* \* \* \* \*

Enter the Suspend Polls password

Accept

Clear

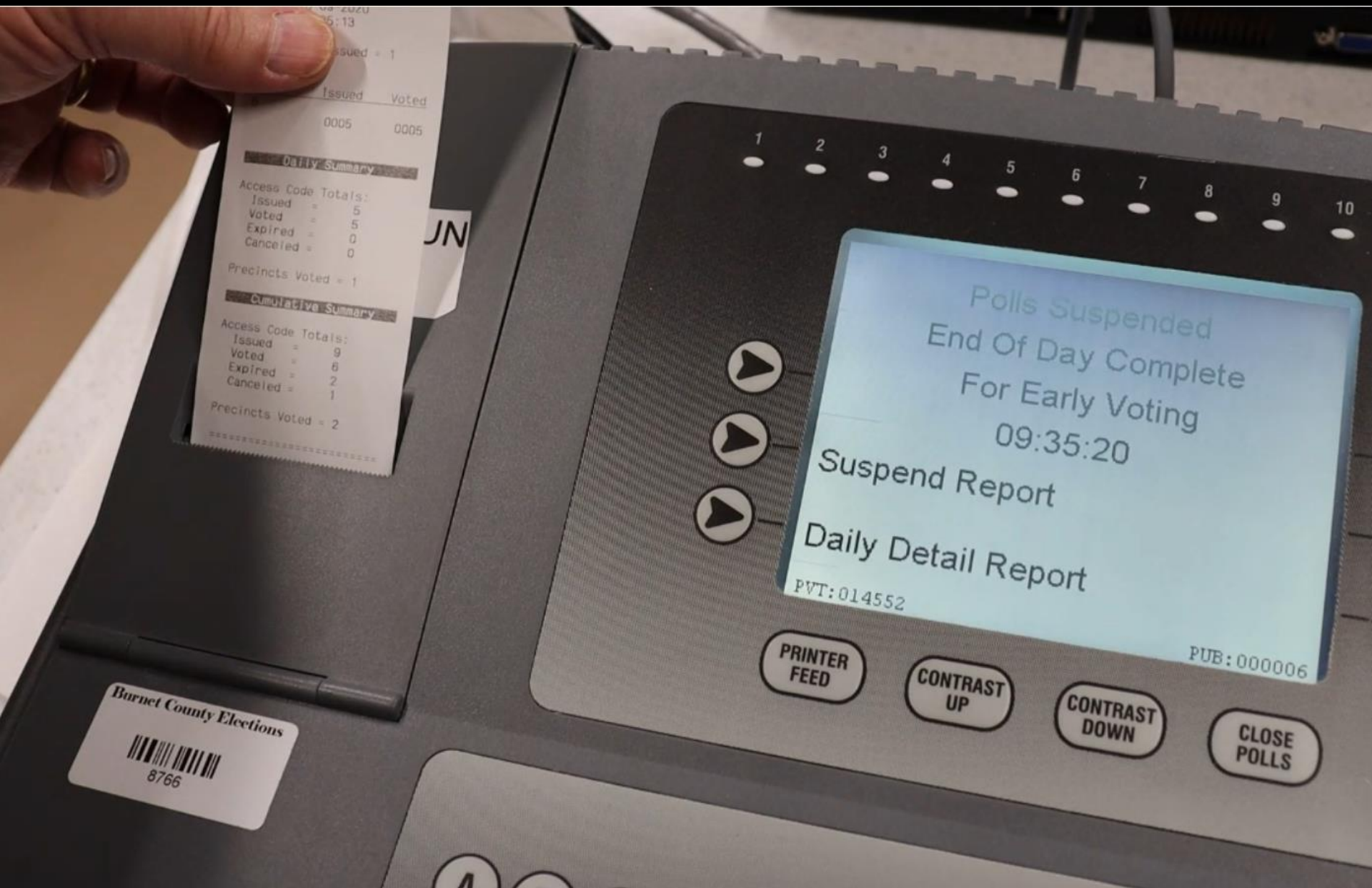
Cancel

PRINTER  
FEED

CONTRAST  
UP

CONTRAST  
DOWN

CLOSE  
POLLS



**eSlate Reconciliation Log - Early Voting**  
Complete one form per Polling Place

**Reconciliation Log**  
Complete one form per Polling Place

Polling Place

Agre

Nov 3 2020 General

[illegible]



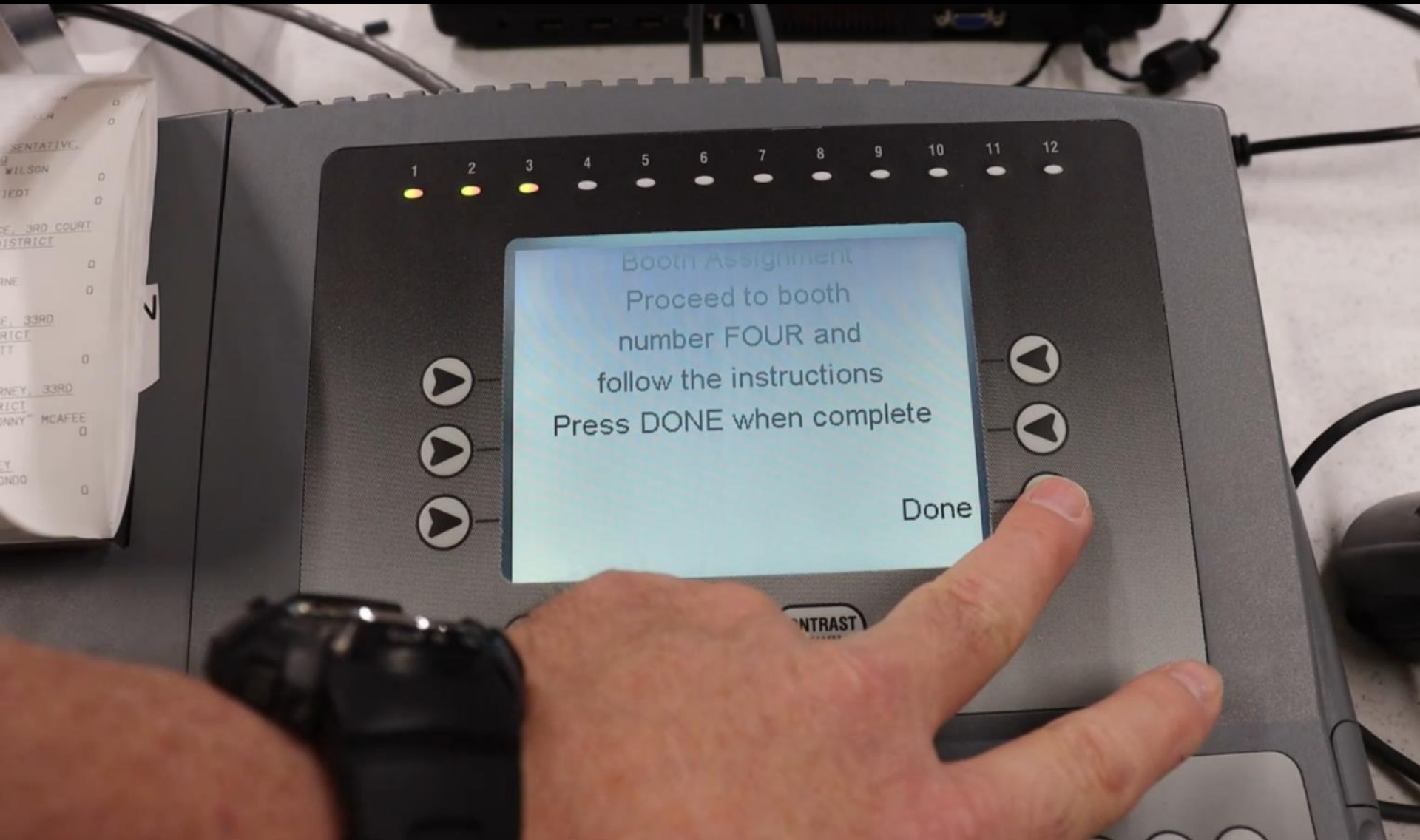


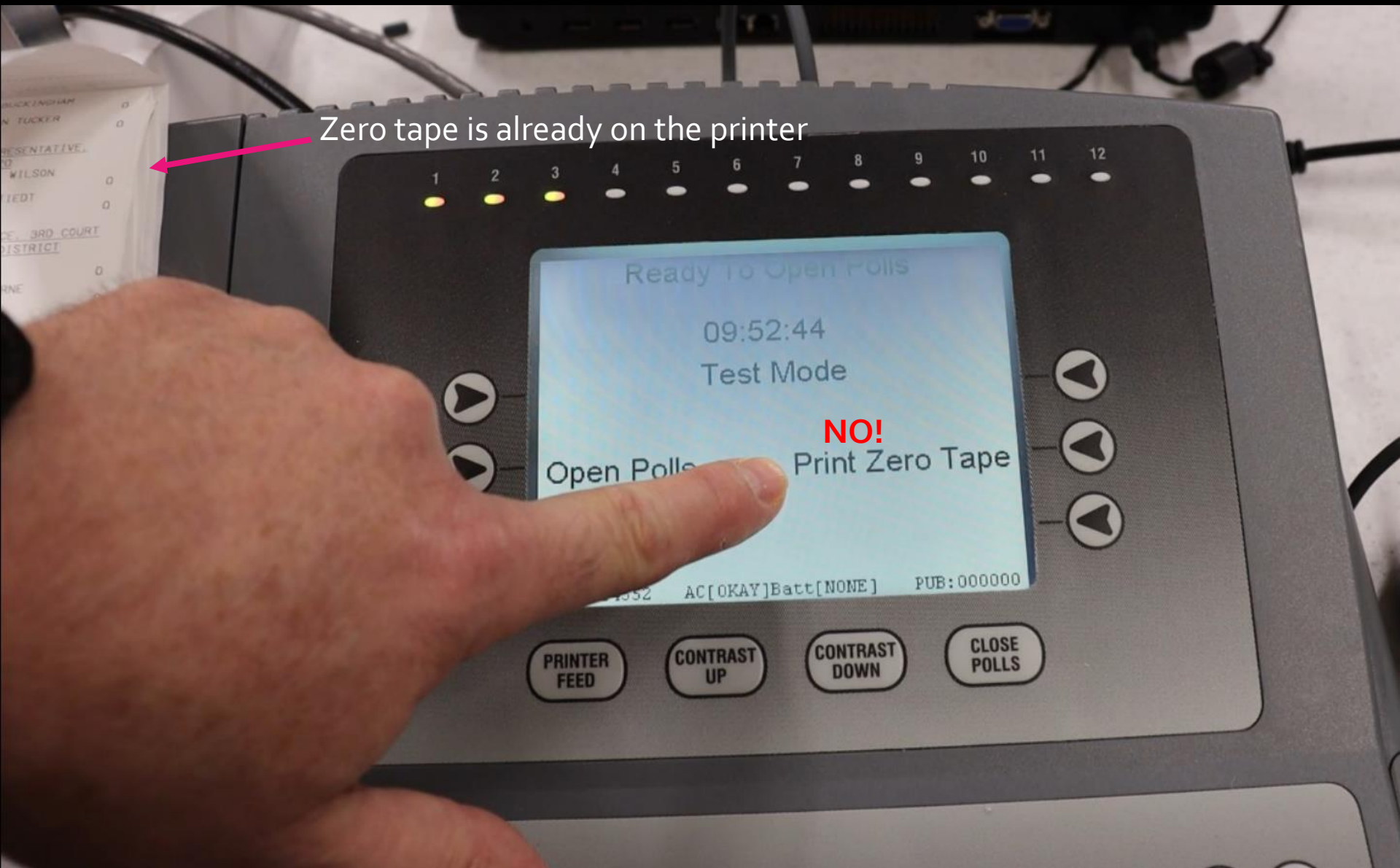


04:44

# ELECTION DAY MORNING







Zero tape is already on the printer

**NO!**



# eSlate Main Envelope

## eSlate Reconciliation Log – Election Day

Complete one form per JBC

Election Nov 3 2020

Polling Place

First Lutheran

Date

Nov 3, 2020

### OPEN POLLS

Initial the form, and enter the **Start of Day Public Count** from the PUB COUNT on the JBC screen (bottom right-hand corner, after PUB).

Lead Pollworker Initials

Start of Day Public Count (from JBC)

(lower right corner of JBC screen)

### CLOSE POLLS

Enter the **End of Day Public Count** from the PUB COUNT on the JBC screen (bottom hand corner, after PUB). Using county records, enter the **Number of Voters Checked**

1. End of Day Public Count (from JBC)

(lower right corner of JBC screen)

2. Number of Voters Checked In

(including provisionals)

### FROM ACCESS CODE REPORT/SUMMARY

Enter the Access Codes Issued, Voted, Expired, and Canceled from the Access Code Report.

Access Codes Issued

(same as line 1)

Access Codes Voted

Access Codes Expired

Access Codes Canceled

Access Codes Voted should be

Open your polls on  
the JBC as early as  
possible!

# Emergency Ballots!

**We do not give them out anymore!  
Vote Centers—you can direct voters  
to the nearest polling place until we  
can reach you to fix any problem.**

# Oaths

- **NEW Oaths! Statement of Officer/Oath of Officer must be filled out and can be signed by presiding or alternate judge at each polling place (Deputy Early Voting Clerks do not need to do this—only election day judges and alternate judges)**
- **Oath of Election Official (on timesheet)**
- After taking the oath to serve as an election worker, you must wear a nametag.



**CONSTITUTIONAL OATH FOR PRESIDING JUDGE, ALTERNATE JUDGE, AND EARLY  
VOTING CLERK**

Prior to entering service as an election judge, alternate judge, or early voting clerk, individuals must complete the statement of officer and take the constitutional oath. The Statement of Officer must be completed prior to taking the constitutional oath of office.

**STATEMENT OF OFFICER**

I, Your Name do solemnly swear (or affirm) that I have not directly or indirectly paid, offered, promised to pay, contributed or promised to contribute any money or thing of value, or promised any public office or employment for the giving or withholding of a vote at the election at which I was elected or as a reward to secure my appointment or confirmation, whichever case may be, so help me God.

Title of Position to Which Appointed: Election Judge or Alternate Judge

**Execution**

Under penalties of perjury, I declare that I have read the foregoing statement and the facts stated therein are true.

Date: \_\_\_\_\_ Signature of Officer Your Signature

**CONSTITUTIONAL OATH OF OFFICE**

IN THE NAME AND BY THE AUTHORITY OF THE STATE OF TEXAS,

I, Your Name do solemnly swear (or affirm), that I will faithfully execute the duties of the office of Election Judge or Alternate Judge of the State of Texas, and will to the best of my ability preserve, protect, and defend the Constitution and laws of the United States and of this State, so help me God.

Your Signature

Signature of Election Judge/Alternate Judge/Early Voting Clerk

Signature of Election Judge or Alternate Judge (can be yourself)

Signature of Officer Administering Oath



# Miscellaneous Provisions

- **Insignia, emblems, badges, etc:** No clothing, hats, bags, etc. bearing references to a candidate, measure, or political party **ON THE BALLOT** may be worn within 100 ft of the polling place entrance by anyone, including voters.
- **Influencing a Voter: Don't!** It is a class B misdemeanor for anyone to indicate to a voter how the person desires the voter to vote.
- **Media/Cameras/Press:** They are not allowed in the polling place.

# People Allowed in the Polling Place

To enter the polling place you must be:

- A person accompanying a voter, such as:
  - a child under 18 years of age with a parent who is voting
  - a person assisting a voter (Oath)
  - a person acting as a voter's interpreter (Oath)
- A Poll Watcher who presents a valid Certificate of Appointment and training to the presiding Election Judge (**must wear a name tag**).

# People Allowed in the Polling Place

The following people, may enter the polling place, but must be wearing a nametag:

- State Election Inspectors
- Peace Officers summoned or appointed by presiding judge to preserve order
- Secretary of State and his/her staff

# Qualifying a Voter

1. Photo ID (State Approved List A)
2. Voter Certificate (not required but handy!)
3. Check photo, check expiration date, check name
4. Photo ID must not be expired more than 4 years to date, unless age 70 or over
5. Name must match exactly or be similar to the name on the VoteSafe computer
6. Look voter up on VoteSafe computer
7. Verify name matches the database or is similar (address verification is done on kiosk by voter)
8. Follow instructions on VoteSafe to check in voter
9. **ADDRESS ON PHOTO ID DOES NOT HAVE TO MATCH!**

# LIST "A"

## Election Judge Guide for Photo ID

Effective 1-1-2018 (SB 5)

### ACCEPTABLE CREDENTIALS FOR VOTING IN PERSON

The following forms of photo identification (List "A") will be accepted at the poll for voting purposes. A voter will be required to show one of the forms of photo identification at the polling location before the voter will be permitted to cast a vote.

**NEW LAW (SB 5): Persons over 70 years old may use List "A" ID for the purpose of voting no matter how long it has expired.**

**If a voter does not possess and cannot reasonably obtain an ID from List "A" below, see reverse side of this document.**



**Texas driver license and DPS Receipts** issued by the Texas Department of Public Safety (DPS)

- unexpired or expired less than 4 years before the date of presentation
- **Not accepted if "Limited Term" or "Temporary Visitor" appears on the face of the card, which indicates this person is not a U.S. Citizen.**



**Texas Election Identification Certificate (EIC)** issued by DPS — unexpired or expired less than 4 years before the date of presentation

- EICs do not expire for persons age 70 or older
- (For more information on the EIC application process [www.txdps.state.tx.us/DriverLicense/electionID.htm](http://www.txdps.state.tx.us/DriverLicense/electionID.htm))



**Texas personal identification card issued by DPS** — unexpired or expired less than 4 years before the date of presentation Note: some Personal ID cards may not Expire

- Persons aged 60 or older may be permanent and marked "INDEF"
- **Not accepted if "Limited Term" or "Temporary Visitor" appears on the face of the card, which indicates this person is not a U.S. Citizen.**



**Texas handgun license** issued by DPS — unexpired or expired less than 4 years before the date of presentation

- Concealed License are still valid if unexpired or expired less than 4 years before the date of presentation



**United States military identification card** containing the person's photograph — unexpired, marked "INDEF" or expired less than 4 years before the date of presentation. **Includes:** Department of Defense (DoD) Common Access Card (CAC) or Uniformed Services ID cards or DoD Civilian Retiree Cards or Veterans Affairs ID cards (VIC) or Veteran Health ID card (VHIC)



**United States citizenship or naturalization certificate** containing the person's photograph — these certificates do not expire



**United States passport and passport card** — unexpired or expired less than 4 years before the date of presentation



**Permanent Exemption** — If the voter has applied for and received permanent Exemption to the Photo ID requirement, they will provide a voter registration certificate with an (E) notation next to VOID number. Example: 1030000000 (E)

**\*If a voter has obtained an acceptable form of photo ID, but did not bring it to the polling place, the voter may vote provisionally. The voter may "cure" by appearing to the Burnet County voter registrar's office within six (6) calendar days of election day and present an acceptable form of photo ID, or qualify for one of the exemptions (disability, natural disaster, or religious objection to being photographed).**



# Permanent Exemption

- Allows voters with a **disability rating of 50%** or more to obtain a permanent exemption to showing a photo ID.
- Application can be obtained at Voter Registrar's office, and voter will attach paperwork from Social Security Administration or Veteran's Affairs.
- **Good for as long as the voter is registered in the same county.**

# Permanent Exemption

If the voter has a permanent exemption, and they present their voter registration certificate with the (E) next to the VUID, they vote normal. **They do not need to complete a Reasonable Impediment Declaration.**

## Qualifying a Voter...continued

- **Addresses!**
- You should **not** compare the address on any ID (List A or List B) to the address on the list of registered voters.
- **–THEY ARE NOT REQUIRED TO MATCH!!!**
- The voter confirms their address on the kiosk is right or wrong.
- –This allows the voter to update their registration records.

# Qualifying a Voter...continued

- If the voter confirms that the Kiosk has their address wrong, the Kiosk will direct to have the voter fill out a Statement of Residence form. Once filled out and checked over for legibility, etc., the voter will vote a regular ballot

# Reasonable Impediment Declaration

7/13  
Prescribed by Secretary of State  
Section 63.001(i), Texas Election Code  
1/7/2018

**REASONABLE IMPEDIMENT DECLARATION**

**TO BE COMPLETED BY VOTER**

Name: \_\_\_\_\_

**VOTER'S DECLARATION OF REASONABLE IMPEDIMENT**

A person is subject to prosecution for perjury under Chapter 37, Penal Code, or Section 63.0013 of the Texas Election Code for providing a false statement or false information on this declaration. By signing this declaration, I swear or affirm under penalty of perjury that the information contained in this declaration is true, that I am the same individual personally appearing at the polling place to sign this declaration, and that I face a reasonable impediment to procuring an acceptable form of photo identification listed in Section 63.0101(a) of the Texas Election Code.

My reasonable impediment is due to the following reason(s):

(Check **at least one** box below)

<input type="checkbox"/> Lack of transportation	<input type="checkbox"/> Disability or illness
<input type="checkbox"/> Lack of birth certificate or other documents needed to obtain acceptable form of photo ID	
<input type="checkbox"/> Work schedule	<input type="checkbox"/> Family responsibilities
<input type="checkbox"/> Lost or stolen identification	<input type="checkbox"/> Acceptable form of photo ID applied for but not received

**The reasonableness of your impediment cannot be questioned.**

**X** \_\_\_\_\_  
Signature of Voter

\_\_\_\_\_  
Date

Sworn to and subscribed before me this  
\_\_\_\_ day of \_\_\_\_\_, 20\_\_\_\_

VOID (Voter Unique Identification Number)

Presiding Judge/ County Voter Registrar (if applicable)  
\_\_\_\_\_

**TO BE COMPLETED BY ELECTION OFFICIAL**

The voter provided a copy or original of one of the following forms of identification:

\_\_\_\_\_ Certified copy of a domestic (from a U.S. state or territory) birth certificate or a document confirming birth admissible in a court of law which establishes the voter's identity (which may include a foreign birth document)

\_\_\_\_\_ Current utility bill

\_\_\_\_\_ Bank statement

\_\_\_\_\_ Government check

\_\_\_\_\_ Government document that shows the voter's name and an address (including the voter's voter registration certificate)

\_\_\_\_\_ Paycheck

Location: \_\_\_\_\_ Date of Election: \_\_\_\_\_

Print

Reset



# Reasonable Impediment Declaration

7-13  
Prescribed by Secretary of State  
Section 63.001(j), Texas Election Code  
1/2018

## REASONABLE IMPEDIMENT DECLARATION

**Instructions:** If a voter appears on the official list of registered voters, but does not possess an acceptable form of photo identification under Section 63.0101 (a) of the Texas Election Code (which, for voters aged 18-69, has expired by no more than four years, and for voters aged 70 or over, is or is not expired, if otherwise valid) ("Acceptable Photo ID"), and cannot reasonably obtain an Acceptable Photo ID, the following steps shall be taken by the election officer to allow the voter to cast a **regular ballot**:

1. Present this form to the voter, and ask the voter to provide a copy or original of **one** of the following forms of identification listed in Section 63.0101(b) of the Texas Election Code:
  - a. a certified domestic (from a U.S. state or territory) birth certificate **or** a document confirming birth admissible in a court of law which establishes the voter's identity (which may include a foreign birth document);
  - b. a current utility bill;
  - c. a bank statement;
  - d. a government check;
  - e. a paycheck; or
  - f. a government document that shows the voter's name and an address (which includes the voter's voter registration certificate).

**NOTE:** The address on the identification presented is not required to match the address recorded in the official list of registered voters.

**NOTE:** If on Election Day, a presented voter registration certificate indicates that the voter is appearing at the incorrect polling place, the voter should be directed to the correct polling place.

2. Ask the voter to complete this form by entering their name, and then ask them to review the "Voter's Declaration of Reasonable Impediment", indicate their impediment, and sign their name.
3. Ask the voter to return the completed form to you. Neither you nor the election judge may question the voter concerning the reasonableness of any claimed impediment. The election judge should enter the date and then sign on the space provided on the declaration.
4. Either you or the election judge shall fill in the voter's Voter Unique Identification Number ("VUID") in the appropriate box or affix a sticker that contains that information across the box, and note on the combination form that the declaration was used by the voter. Either you or the election judge should indicate on the "To Be Completed By Election Official" form what type of document the voter provided by checking the appropriate box. Either you or the election judge should fill in the Date of Election and Location fields.
5. Allow the voter to cast a **regular ballot**.

**NOTE:** This form may also be used if a voter voted provisionally and does not possess and cannot reasonably obtain an acceptable form of photo identification, and appears at the county voter registrar's office within six (6) calendar days after election day to execute a reasonable impediment declaration and present one of the supporting forms of identification, in accordance with Section 65.0541 of the Texas Election Code. In that instance, the county voter registrar should follow steps 1 through 4 above, but substitute references to "election judge" with "county voter registrar", including signing where the election judge would otherwise sign on the space provided on the declaration.

# Reasonable Impediment Declaration (Top Half)

7-13  
Prescribed by Secretary of State  
Section 63.001(i), Texas Election Code  
1/2018

## REASONABLE IMPEDIMENT DECLARATION

TO BE COMPLETED BY VOTER

Name: \_\_\_\_\_

### VOTER'S DECLARATION OF REASONABLE IMPEDIMENT

A person is subject to prosecution for perjury under Chapter 37, Penal Code, or Section 63.0013 of the Texas Election Code for providing a false statement or false information on this declaration. By signing this declaration, I swear or affirm under penalty of perjury that the information contained in this declaration is true, that I am the same individual personally appearing at the polling place to sign this declaration, and that I face a reasonable impediment to procuring an acceptable form of photo identification listed in Section 63.0101(a) of the Texas Election Code.

My reasonable impediment is due to the following reason(s):

(Check **at least one** box below)

- |  |   |
|--|---|
| <input type="checkbox"/> Lack of transportation  | <input type="checkbox"/> Disability or illness                                    |
| <input type="checkbox"/> Lack of birth certificate or other documents needed to obtain acceptable form of photo ID |   |
| <input type="checkbox"/> Work schedule   | <input type="checkbox"/> Family responsibilities                                  |
| <input type="checkbox"/> Lost or stolen identification   | <input type="checkbox"/> Acceptable form of photo ID applied for but not received |

**The reasonableness of your impediment cannot be questioned.**

X

\_\_\_\_\_  
Signature of Voter

\_\_\_\_\_  
Date

# Reasonable Impediment Declaration (Bottom Half)

X \_\_\_\_\_  
Signature of Voter

\_\_\_\_\_  
Date

Sworn to and subscribed before me this  
\_\_\_\_\_ day of \_\_\_\_\_, 20 \_\_\_\_

Presiding Judge/ County Voter Registrar (if applicable)  
\_\_\_\_\_

VOID (Voter Unique Identification Number)

**TO BE COMPLETED BY ELECTION OFFICIAL**

The voter provided a copy or original of one of the following forms of identification:

\_\_\_\_\_ Certified copy of a domestic (from a U.S. state or territory) birth certificate or a document confirming birth admissible in a court of law which establishes the voter's identity (which may include a foreign birth document)

\_\_\_\_\_ Current utility bill

\_\_\_\_\_ Bank statement

\_\_\_\_\_ Government check

\_\_\_\_\_ Government document that shows the voter's name and an address (including the voter's voter registration certificate)

\_\_\_\_\_ Paycheck

Location: \_\_\_\_\_ Date of Election: \_\_\_\_\_

**Print** **Reset**

# List B – Supporting Forms of ID

## Copy of or Original of Other Government Document, Including the Voter's Voter Registration Certificate

- MUST include voter's name and an address.  
REMEMBER: The address on the supporting ID does not have to match the voter's registration address.
- If the voter's name appears on the list of registered voters in the precinct, but does not match exactly to the ID provided, a "Substantially Similar Name Affidavit" must be completed by the voter.
- Must be issued by the federal government, a federally recognized tribal government, or a state or local government in the U.S.

Examples of Other Government Documents:

- Driver's licenses from other states
- ID cards issued by federally recognized Native American tribes (if the ID card contains an address)
- DPS Receipts (without a photo)
- Current or expired voter registration certificates
- For voters aged 18-69, expired Texas DPS-issued driver licenses or personal ID cards (over 4 years).
- **Examples of Documents NOT included:**
  - Social Security Cards (no address)
  - State College IDs (if no address)
  - State/Federal Employee ID Cards (if no address)
  - Library Cards (if no address)

## Copy of or Original Current Utility Bill

- It may be a copy or printout.
- To be current, the utility bill must be the most recent version or at least dated within two (2) months of the date it is presented to an election official.

## Copy of or Original Bank Statement

- It may be a copy or printout.

## Copy of or Original Government Check

- It may be an original check or a copy of the check.

## Copy of or Original Paycheck

- It may be a copy or original of the check.

## Copy of or Original of a Certified Domestic Birth Certificate

- It may be a copy or original of the Certified Domestic Birth Certificate.
- It may be from another U.S. state or territory-does not have to be from Texas.

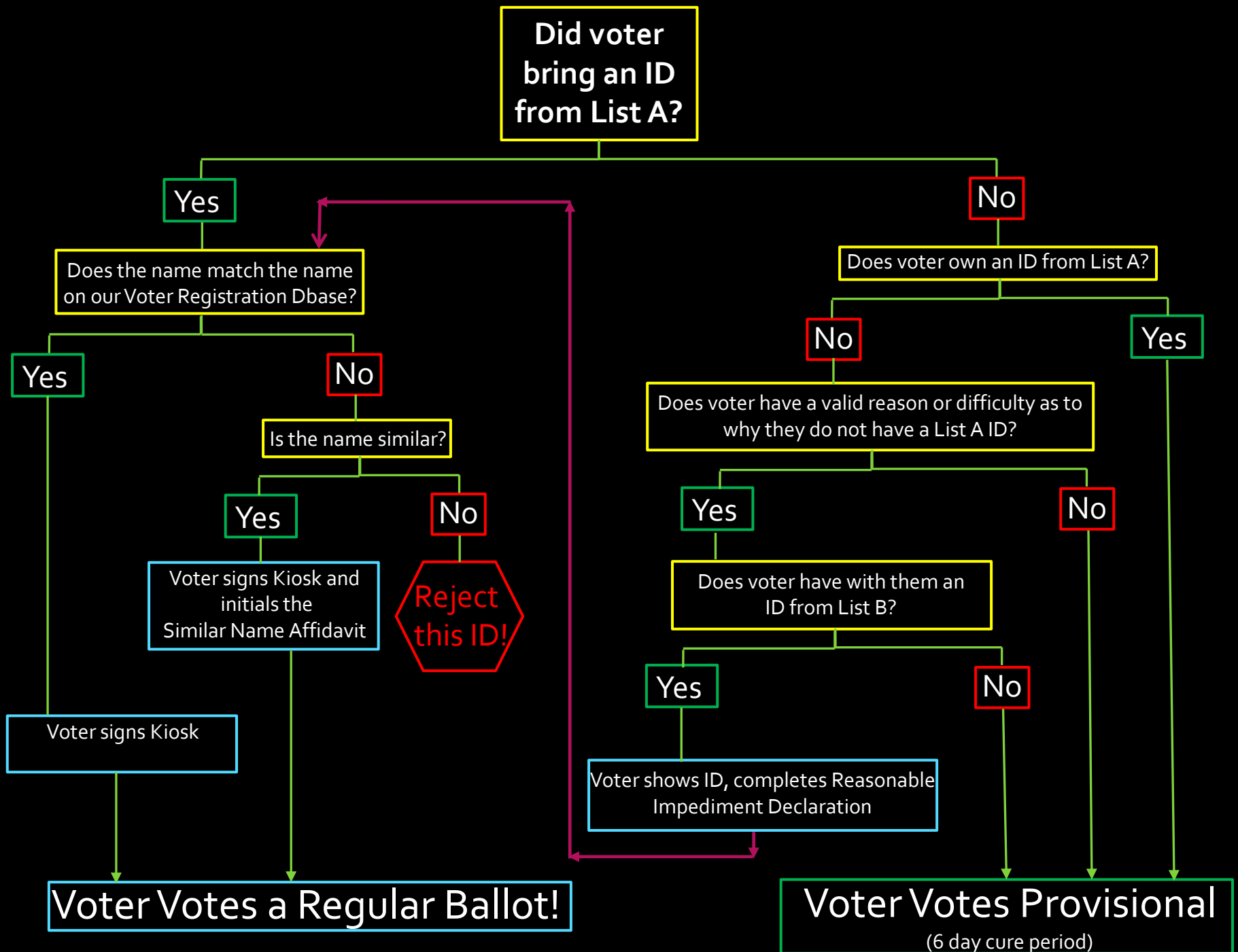
## Copy or Original of Document Confirming Birth-Admissible in a Court of Law which Establishes The Voter's Identity

- It may be a copy or original of the document confirming birth admissible in a court of law which establishes the voter's identity.
- It may be from another country.

## List B – Supporting Forms of ID

- The address on the document **does not have to match** the address on the VoteSafe computer. • If the voter's name on VoteSafe does not match exactly to the ID provided, a “Substantially Similar Name Affidavit” must be completed by the voter by initialing on the screen of the kiosk.





# QUALIFYING VOTERS

## Issues--Solutions

Voters not in Pollbook (VoteSafe)

- Name may be spelled wrong in the database (we are human)

**Call our office!**

## For a voter who is registered but is not in the pollbook!

**AW7-27**

Prescribed by Secretary of State  
Section 63.006(b), Texas Election Code  
8/13

## REGISTRATION OMISSIONS LIST

(LISTA DE OMISIONES SOBRE EL CERTIFICADO DE REGISTRO)

*(Section 63.006(b), Texas Election Code)*

Type of Election (Tipo de Elección)	Precinct. No. (Núm. de Precinto)
Date of Election (Fecha de la Elección)	Authority Conducting Election (Autoridad Administrando la Elección)

[illegible]

RETURN IN ENVELOPE NO. 4

# Voter in “Suspense”

- Something returned to us “Undeliverable” from USPS, or
- Examination letter sent but not returned  
*The Voter is placed in suspense so that when and if they come to vote, it will trigger you to get them to fill out a statement of residence form and get their correct residence address.*
- Address might be unchanged, fill it out anyway!

# Instructions for Voting by Mail on Back

(Al Dorso: Instrucciones si vota por correo)

B3-1-41 (10/09)

## STATEMENT OF RESIDENCE

For persons whose residence address does not match voter registration address.

### CONSTANCIA DE DOMICILIO PERMANENTE

Para personas cuya dirección no coincide con la que aparece en la lista oficial de votantes inscritos.

<b>Last Name</b> Include suffix if any Apellido Incluir sufijo si lo hay (Jr., Sr., III)	<b>First Name</b> Nombre de pila	<b>Middle Name (If any)</b> Segundo nombre (si aplica)	<b>Former Name</b> Apellido anterior
<b>Residence Address: Street Address and Apartment Number, City, State, and Zip.</b> If none, describe where you live. (Do not include P.O. Box, Rural Route, or Business Address) Domicilio residencial: Número y calle, y número de apartamento, Ciudad, Estado, y Código postal. Si no existe un domicilio, describa donde vive (no incluya apartados postales, rutas rurales o dirección del trabajo).			<b>Gender (Optional)</b> Sexo (Optativo) <input type="checkbox"/> Male Masculino <input type="checkbox"/> Female Femenino
<b>Mailing Address: Address, City, State, and Zip: If mail cannot be delivered to your residence address.</b> Dirección postal: Número y calle, y número de apartamento, Ciudad, Estado, y Código postal (si no se puede entregar correo en su domicilio residencial).		<b>Date of Birth: month, day, year</b> Fecha de Nacimiento: mes, día, año  □□/□□/□□□□	
<b>Texas Driver's License No. or Texas Personal I.D. No. (Issued by the Department of Public Safety)</b> No. de licencia de conducir de Texas o no. de identificación personal de Texas (Expedido por el Departamento de Seguridad Pública)  □□□□□□□□		<b>If no Texas Driver's License or Personal Identification, give last 4 digits of your Social Security Number.</b> Si no tiene licencia de conducir de Texas o no. de identificación personal, proporcione los 4 últimos dígitos de su número de Seguro Social.  XXX-XX-□□□□	
<input type="checkbox"/> <b>I have not been issued a Texas Driver's License/Personal Identification Number or Social Security Number.</b> Yo no tengo una Licencia de conducir de Texas/Cédula de identidad personal de Texas o Número de Seguro Social.			

- I am a resident of this county and a U.S. citizen; and
  - I have not been finally convicted of a felony, or if a felon, I have completed all of my punishment including any term of incarceration, parole, supervision, period of probation, or I have been pardoned; and
  - I have not been determined by a final judgment of a court exercising probate jurisdiction to be totally mentally incapacitated or partially mentally incapacitated without the right to vote.
- soy residente de este condado y ciudadano de los Estados Unidos; y
  - no he sido condenado por un delito grave, o en caso de ser delincuente, he purgado mi pena por completo, incluyendo cualquier plazo de encarcelamiento, libertad condicional, supervisión, período de prueba, o se me otorgó un indulto; y
  - no se me ha declarado, total o parcialmente, como discapacitado mental sin derecho al voto, por el fallo final de un juzgado de sucesiones.

X

Date \_\_\_\_/\_\_\_\_/\_\_\_\_

**Signature of Applicant or Agent and Relationship to Applicant or Printed Name of Applicant if Signed by Witness and Date.**  
Firma del solicitante o su agente (apoderado) y relación de éste con el solicitante, o nombre en letra del molde del solicitante si la firma es la de un testigo, y fecha.



# Residency Issues

- Voter moved within the county (SOR)
- Voter Moved Into the County from another county or from out of state
- Voter Moved out of Burnet County and into another county **Can not vote here**

# Voter Moved Into the County (registered in old county)

If the voter has moved to this county from another county and shows up to vote here:

- *Voter may vote a Limited Ballot (during Early Voting only) at the Agrilife location.*
- If the above voter insists on voting and not doing a limited ballot, she/he may vote a **Provisional Ballot only**. Either one will get them registered here.

# Mail Ballot Voter shows up to vote in person.

- Does the voter have the ballot with them?

## YES!

Voter fills out "Cancel Mail Ballot" form and surrenders the ballot to you.

Voter checks in on the Kiosk and votes a regular ballot!

## NO!

Voter fills out "Cancel Mail Ballot" form and fills out Provisional Envelope, signs the green combination form and votes a Provisional ballot on the eSlate.

# REQUEST TO CANCEL BALLOT BY MAIL FOR USE IN THE POLLING PLACE

84.032 (b)  <b>This Section Must Be Completed by Every Voter</b>	I, _____, a qualified voter for the _____ (printed name of voter) (name of election)
	Election to be held on ____ / ____ / ____ request that my Application for Ballot by (month) (day) (year) Mail or Federal Post Card Application be cancelled.
	_____ VOID (required) Signature of Voter

To be Completed at an Early Voting or Election Day Polling Place	
84.032 (d)	Statement: I am surrendering my ballot by mail, presenting a Notice of Improper Delivery or presenting a Notice of Surrendered Ballot to an election officer at the polling place. I hereby request that my Application for a Ballot by Mail or Federal Post Card Application be cancelled for this election.
Voter Has Mail Ballot, Notice of Improper Delivery or Notice of Surrendered Ballot	_____ Signature of Voter
63.011 (a-1)	Statement: I do not have possession of my mailed ballot or a Notice of Improper Delivery or a Notice of Surrendered Ballot at the time I offered to vote. I wish to cancel my Application for a Ballot by Mail or Federal Post Card Application and vote in person. I understand that I will be given a Provisional Ballot.
Voter Does Not Have Mail Ballot, Notice of Improper Delivery or Notice of Surrendered Ballot	_____ Signature of Voter

**This section to be completed by Election Official.**

Name of Voter \_\_\_\_\_ VOID Number \_\_\_\_\_  
(Name of Voter) (Required)

Registered Precinct Number \_\_\_\_\_

Sworn and subscribed before me, this \_\_\_\_ day of \_\_\_\_\_, 20\_\_\_\_.  
(Day) (Month) (Year)

\_\_\_\_\_  
Signature of Election Official Witnessing Affidavit

# Mail Ballot Voter without Mail Ballot

## TO BE COMPLETED BY ELECTION JUDGE:

### VOTER PRESENTED ACCEPTABLE FORM OF IDENTIFICATION

☒ Yes ☐ No

### REASON FOR VOTING PROVISIONAL

1. \_\_\_\_\_ Failed to present acceptable form of identification or voter certificate with exemption.
2. \_\_\_\_\_ Voter not on list of registered voters.
3. \_\_\_\_\_ Voter not on list, registered in another precinct.
4. ☒ Voter on list of people who voted early by mail, and voter has not cancelled mail ballot application.
5. \_\_\_\_\_ Voting after 7:00 p.m. due to court order.
6. \_\_\_\_\_ Voter on list, but registered residence address outside the \_\_\_\_\_ political subdivision.
7. \_\_\_\_\_ Other: \_\_\_\_\_ (Please explain)

Sworn and subscribed to before me this date: 01/01/1900

Judge's Signature  
Signature of Election Judge

## TO BE COMPLETED BY THE COUNTY VOTER REGISTRAR FOR STATUS:

I, the voter registrar/deputy registrar, did research the records of my office and the following conclusion(s) was made:

### FOR VOTERS WHO DID NOT PRESENT ACCEPTABLE PHOTO IDENTIFICATION AT THE POLLING PLACE

1. \_\_\_\_\_ Voter presented acceptable form of identification within 6 days of election day.
2. \_\_\_\_\_ Voter met disability exemption within 6 days of election day.
3. \_\_\_\_\_ Voter executed religious objection affidavit within 6 days of election day.
4. \_\_\_\_\_ Voter executed natural disaster affidavit within 6 days of election day.
5. \_\_\_\_\_ Voter did not satisfy identification or affidavit requirements, listed in categories 1-4 above, within 6 days of election day.

### FOR VOTERS WHO VOTED PROVISIONALLY FOR OTHER REASONS

6. \_\_\_\_\_ Not a registered voter or registration not effective in time for this election.
7. \_\_\_\_\_ Registered to vote, erroneously listed in wrong precinct.
8. \_\_\_\_\_ Registered to vote in a different precinct within the county.
9. \_\_\_\_\_ Information on file indicating applicant completed a voter registration application, but it was never received in the voter registrar's office.
10. \_\_\_\_\_ Voter erroneously removed from the list.
11. \_\_\_\_\_ Voter is not registered to vote in \_\_\_\_\_ political subdivision.
12. \_\_\_\_\_ Other: \_\_\_\_\_ (Please explain)

\_\_\_\_\_  
Signature of Voter Registrar

\_\_\_\_\_  
Date

Action taken by the Early Voting Ballot Board: ☐ ACCEPTED ☐ REJECTED Signature of Ballot Board Judge: \_\_\_\_\_



## TO BE COMPLETED BY ELECTION JUDGE:

### VOTER PRESENTED ACCEPTABLE FORM OF IDENTIFICATION

☒ Yes

☐ No

### REASON FOR VOTING PROVISIONAL

1. \_\_\_\_\_ Failed to present acceptable form of identification or voter certificate with exemption.
2. \_\_\_\_\_ Voter not on list of registered voters.
3. \_\_\_\_\_ Voter not on list, registered in another precinct.
4. ☒ \_\_\_\_\_ Voter on list of people who voted early by mail, and voter has not cancelled mail ballot application.
5. \_\_\_\_\_ Voting after 7:00 p.m. due to court order.
6. \_\_\_\_\_ Voter on list, but registered residence address outside the \_\_\_\_\_ political subdivision.
7. \_\_\_\_\_ Other: \_\_\_\_\_ (Please explain)

Sworn and subscribed to before me this date: 01/01/1900.

Judge's Signature  
Signature of Election Judge

# SIMILAR NAMES

**The law states that the voters name on their ID must match exactly OR be substantially similar to what we have on the voter registration database (VoteSafe)**

# Similar Name Matches

- Election workers will need to fully compare the voter's name listed on VoteSafe to the name listed on the acceptable form of ID.
- There are only three possibilities:
  1. Name on VoteSafe and ID are **identical**.
  2. Name on VoteSafe is "**substantially similar**" to name on ID.
  3. Name on VoteSafe **does not match and is not similar** to name on ID. (it's a totally different name)
  4. Ask for help if you can't determine what to do!

# Names are Identical

- If the voter's name on the Pollbook is identical to the name on the ID, the voter will proceed as usual.

# Names are Similar

- Slightly Different
- Customary Variation
- Initial, Middle Name or Former Name
- Different Field

# Slightly Different

- **Minor misspellings of names**, e.g. Jan vs. Jane, Julia vs. Julie.
- **Extra letters, minor typos.**
- **Common different spellings**, e.g. John or Jon, Mark or Marc.

OLRV or ID	OLRV or ID
Dorris Miller	Doris Miller
Nanci Griffith	Nancy Griffith
Harlen Block	Harlon Block
Charlie Pride	Charley Pride
Mark Cuban	Marc Cuban
Jamie Fox	Jamie Foxx



# Customary Variation

- **English vs. Spanish vs. French spellings**, e.g. Jean vs. John, Jose vs. Joseph, Esperanza vs. Hope.
- **Common Abbreviations**, e.g. Sam for Samuel, Kim for Kimberly.

OLRV or ID	OLRV or ID
David Crockett	Davy Crockett
Sam Houston	Samuel Houston
James Richard Perry	James Rick Perry
William P. Clements, Jr.	Bill Clements
Enrique B. Gonzales	Henry B. Gonzales
Jonathan Paul Manziel	Johnny Paul Manziel
Esperanza Andrade	Hope Andrade

# Initial, Middle Name, Former Name

- Maiden Names
- Hyphenated Names

OLRV or ID	OLRV or ID
Lyndon Johnson	Lyndon Baines Johnson
William P. Clements, Jr.	Bill Clements
Willie Hugh Nelson	Willie Nelson
Audie Murphy	Audie L. Murphy
J. Roger Williams	Roger Williams
Earl C. Campbell	Earl Campbell
Carole Keeton Rylander	Carole Keeton Strayhorn
Sandra Day	Sandra Day O'Connor
Beyonce Knowles	Beyonce Knowles-Carter

# Different or Additional Field

OLRV or ID	OLRV or ID
Beyonce Knowles	Beyonce Knowles-Carter
Sandra Day	Sandra Day O'Connor

# Totality of the Circumstances

## REMEMBER TO COMPARE ALL INFORMATION

- Use all information on ID and the List of Registered Voters to assist in the determination: **Address, Date of Birth, Photograph!**
- Example: Claudia “Lady Bird” Taylor Johnson



### *Texas Driver License*

Expires 12-22-1992  
Lady Bird Johnson  
123 Texas Way  
Austin, Texas 71234

Date of Birth: 12/22/1912

### Precinct 1 – Travis County List of Registered Voters

Claudia Bird Taylor  
123 Texas Way  
Austin, Texas 71234

Date of Birth: 12/22/1912

# Processing the Voter

- Voters with identical matches, proceed as usual.
- Voters with similar name will only need to initial the affidavit on Kiosk screen, and then proceed to cast a regular ballot.
- If the name is not even similar on the ID, the voter would need to provide another ID.



# Similar Name Correction Request Form

If a voter wants to change their name on their Voter Registration

AW 13-8c  
Prescribed by Secretary of State  
Section 63.001(c), Texas Election Code  
08/2013

## VOTER'S SIMILAR NAME CORRECTION REQUEST FORM (Forma para Solicitar Corrección del Nombre del Votante)

The name on my voter registration record and the name on my photo ID are not identical.  
(El nombre en mi registro de votante y el nombre en mi identificación con foto no son idénticos.)

Please update my current voter registration record from:  
(Por favor actualicé mis datos del registro de votante con)

Changing from  
this:

To this:

PLACE E-POLLBOOK LABEL HERE or WRITE NAME & VUID

To the following, which is shown on my photo identification:  
(Lo siguiente, igual como aparece en mi identificación de foto)

First Name: \_\_\_\_\_  
(Nombre)

Middle Name or Initial: \_\_\_\_\_  
(Segundo nombre o Inicial)

Last Name: \_\_\_\_\_  
(Apellido)

Suffix, if any: \_\_\_\_\_  
(Sufijo)

Signature: \_\_\_\_\_  
(Firma)

Date: \_\_\_\_\_  
(Fecha)

RETURN IN ENVELOPE No. 4


# Voter's Identity is Verified

- Once the voter has:
  1. presented their acceptable photo ID,
  2. been located on the ePollbook and;
  3. their name, as listed on their ID and the ePollbook are either identical or substantially similar,

**You check them in on the Kiosk.**

# VoteSafe Kiosk Videos

# Voter Casts Ballot



Using the 2D barcode scanner connected to the JBC, scan the label with the barcode and the JBC will print the proper access code for the ballot style needed. Give the access code to the voter and direct them to an available booth.

# WAVING AMERICAN FLAG



## To all voters:

- Tell the voter to ask for help if they need it and to make sure they see the **waving American Flag** before they walk away from the booth!

# Assisting Voters with Disabilities

- Voters who are physically unable to mark the ballot and/or cannot read the languages on the ballot may receive assistance.



# Ensuring Accessibility

- Polling places must accommodate voters who have disabilities. No person should be denied the right to vote because they have restricted mobility, vision, speech or hearing impairments.
- Accommodating people who have disabilities is mostly a matter of sensitivity and common sense.

# Etiquette Reminders

- Be sure you recognize that physical disabilities are not cognitive impairments. For example, assume a person using a wheelchair can read, write, and follow directions as well as anyone who walks into the polling place. Don't fall into the common insensitivity of underestimating people.
- It is okay to use words like "see" and "hear" and "walk" while talking with someone who has one of these impairments.
- Take your time and be considerate of the person you are qualifying or assisting. Adjust your pace to theirs.
- Talk directly with the voter, not the aide, assistant, or interpreter.
- Ask before helping.

# Provisional Voters

## Three types of provisional voters

- Registered voter in VoteSafe without their ID
- Voter not registered in VoteSafe
- Mail Ballot Voter without their ballot

# You need to add all provisional voters to the List of Provisional Voters.

AWS-14  
Prescribed by Secretary of State  
Sections 63.011, 81.002 Texas Election Code  
10-13

## List of Provisional Voters

Type of Election (Tipo de Elección)	Location
Date of Election (Fecha de la Elección)	Authority Conducting Election (Autoridad Administrando la Elección) Burnet County, Elections Admin.

To be Completed by the Early Voting Clerk or Election Judge				Completed by Early Voting Ballot Board	
Name of Provisional Voter	Precinct Number	For Primaries Only		Accept	Reject
		DEM	REP		
1.					
2.					
3.					
4.					
5.					
6.					
7.					
8.					
9.					
10.					
11.					
12.					
13.					
14.					
15.					
16.					
17.					
18.					
19.					
20.					
21.					
22.					
23.					
24.					
25.					
Number of Provisional Ballots in Ballot Box: (as shown on list)					

I certify that the numbers represented above are true and correct as evidenced by my signature.

Signature of EV Clerk or ED Judge: \_\_\_\_\_

Signature of Voter Registrar: \_\_\_\_\_

Signature of Early Voting Ballot Board Judge: \_\_\_\_\_

# For voters who forgot their ID, You will need to provide the voter with a **Notice to Provisional Voter.**

AW7-15c, 08/16, Prescribed by Secretary of State, Section 63.001(g)

## NOTICE TO PROVISIONAL VOTER

(For provisional voter that did not present an acceptable ID)

A determination whether your ballot will be counted will be made by the early voting ballot board after the election. A notice will be mailed to you within 30 days of the election at the address you provided on your affidavit to vote a provisional ballot indicating either (1) that your ballot was counted or (2) if it was not counted, the reason your ballot was not counted.

If you are voting in the correct precinct, in order to have your provisional ballot accepted, you will be required to visit your local county voter registrar's office (information below) within six days of the date of the election to either present one of the below forms of photo ID OR submit one of the temporary affidavits addressed below (e.g., religious objection or natural disaster without an ID) in the presence of the county voter registrar. The process can be expedited by taking this notice with you to the county voter registrar at the time you present your identification (or execute your temporary affidavit); however, taking this notice is not a requirement.

Voter must appear before Voter Registrar by:

**Monday, March 12, 2018**

### Acceptable Forms of Photo Identification

- Texas Driver's License issued by the Department of Public Safety (DPS)
- Texas Election Identification Certificate issued by DPS\*;
- Texas Personal Identification Card issued by DPS;
- Texas Handgun License issued by DPS;
- United States Military Identification Card containing the person's photograph;
- United States Citizenship Certificate containing the person's photograph; or
- United States Passport.

\*If you do not have a valid form of photo identification you may apply for a free Election Identification Certificate at your local Texas Department of Public Safety office.

With the exception of the U.S. citizenship certificate, the identification must be current or have expired no more than 4 years before being presented for voter qualification.

### PERMANENT EXEMPTION

During the cure period, voters with a disability may apply with the county voter registrar for a permanent exemption in the county. The application must contain written documentation from either the U.S. Social Security Administration evidencing applicant's disability, or from the U.S. Department of Veterans Affairs evidencing disability rating of at least 50 percent. The applicant must also state that he/she has no valid form of photo identification. Those who obtain a disability exemption will be allowed to vote upon display of voter registration certificate reflecting exemption.

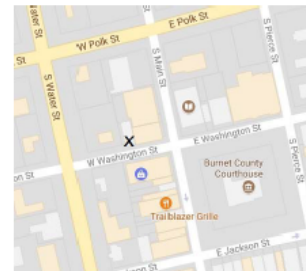
### TEMPORARY EXEMPTION

During the cure period, a voter may apply for a temporary exemption at the county voter registrar's office for voters who have a consistent religious objection to being photographed OR who do not have any photo identification as a result of certain natural disasters as declared by the President of the United States or the Texas Governor.

Burnet County Voter Registrar's Office  
106 W. Washington St., Burnet, TX 78611  
512-715-5288 [elections@burnetcountytexas.org](mailto:elections@burnetcountytexas.org)  
Located one block NW of the Burnet Courthouse square.

### Completed by Polling Place Official:

Voter's Last Name: \_\_\_\_\_  
Voter's First Name: \_\_\_\_\_  
VUID #: \_\_\_\_\_  
Precinct No. \_\_\_\_\_



512-715-5288 Open 8-5 M-F

LOCATION (PCT):

**PROVISIONAL**  
Poll List/Signature Roster, (Affidavits) for  
☐ Early Voting ☐ Election Day

Prescribed by Secretary of State // Form: 7-20 08/2013  
Sections 63.001, 63.0011, 63.002, 63.003, 63.004, 63.006, 63.009, 63.0101, 63.011 Texas  
Election Code

## SIDE A

Page: \_\_\_\_\_ of \_\_\_\_\_

1		<input type="checkbox"/> Provisional <input type="checkbox"/> Similar Name <input type="checkbox"/> Not On List <input type="checkbox"/> Reas. Imped. Decl. 63.001 (I)	6		<input type="checkbox"/> Provisional <input type="checkbox"/> Similar Name <input type="checkbox"/> Not On List <input type="checkbox"/> Reas. Imped. Decl. 63.001 (I)
2		<input type="checkbox"/> Provisional <input type="checkbox"/> Similar Name <input type="checkbox"/> Not On List <input type="checkbox"/> Reas. Imped. Decl. 63.001 (I)	7		<input type="checkbox"/> Provisional <input type="checkbox"/> Similar Name <input type="checkbox"/> Not On List <input type="checkbox"/> Reas. Imped. Decl. 63.001 (I)
3		<input type="checkbox"/> Provisional <input type="checkbox"/> Similar Name <input type="checkbox"/> Not On List <input type="checkbox"/> Reas. Imped. Decl. 63.001 (I)	8		<input type="checkbox"/> Provisional <input type="checkbox"/> Similar Name <input type="checkbox"/> Not On List <input type="checkbox"/> Reas. Imped. Decl. 63.001 (I)
4		<input type="checkbox"/> Provisional <input type="checkbox"/> Similar Name <input type="checkbox"/> Not On List <input type="checkbox"/> Reas. Imped. Decl. 63.001 (I)	9		<input type="checkbox"/> Provisional <input type="checkbox"/> Similar Name <input type="checkbox"/> Not On List <input type="checkbox"/> Reas. Imped. Decl. 63.001 (I)
5		<input type="checkbox"/> Provisional <input type="checkbox"/> Similar Name <input type="checkbox"/> Not On List <input type="checkbox"/> Reas. Imped. Decl. 63.001 (I)	10		<input type="checkbox"/> Provisional <input type="checkbox"/> Similar Name <input type="checkbox"/> Not On List <input type="checkbox"/> Reas. Imped. Decl. 63.001 (I)

(1) "VOTER'S AFFIDAVIT: By initialing the square labeled "Voter's Affidavit," I swear or affirm that I (A) am a resident of the precinct in which I am offering to vote or am otherwise entitled by law to vote in that precinct, (B) was a resident of the precinct in which I am offering to vote at the time the information on the voter's residence address was last provided to the voter registrar, (C) did not deliberately provide false information to secure registration in a precinct in which I do not reside, and (D) am voting only once in the election.

\*JURAMENTO DE VOTANTE: Al firmar con mis iniciales el cuadro marcado "Acepto Juramento", yo declaro o afirmo que (A) soy residente del precinto en el que ofrezco votar o que de otro modo estoy autorizado por ley para votar en este precinto, (B) era residente de este precinto cuando le di al registrador de votantes la información perteneciente a mi dirección residencial, (C) no de información falsa premeditadamente para asegurar mi registro en un precinto en el cual no residio, y (D) votaré solamente una vez en esta elección.

(2) "Voter's Similar Name Affidavit: If it is determined that the name on the form of identification provided under § 63.0101 is substantially similar per § 63.001(c), and by initiating the square labeled "Voter's Affidavit," I swear and affirm I am the person on the list of registered voters or the person on the voter registration certificate, and I am one and the same as person named on the identification provided.

\*Declaración jurada: Nombre Simular del Votante: Si se determina que el nombre en el formulario de identificación previsto en § 63.0101 es substancialmente similar previsto en §63.001(c), y al colocar mis iniciales en el cuadro marcado "Aceptar Declaración Jurada", juro y afirmo que soy la persona en la lista de votantes registrados o la persona en el certificado de registro de votantes, y yo soy uno y el mismo como la persona nombrada en la identificación proporcionada.

(For use in Primary Election - A person commits a criminal offense if the person knowingly votes in a primary election or participates in a convention of another party during the same voting year."

Para Uso en la Elección Primaria "Una persona está culpable de una ofensa criminal si tal persona vota con conocimiento en una elección primaria o participa con conocimiento en una convención de otro partido político durante el mismo año de votación."

Authority conducting election: Burnet County, Texas

Sworn to and subscribed before me this \_\_\_\_\_ day of \_\_\_\_\_, 20\_\_\_\_\_

☐ Presiding Judge ☐ Early Voting Clerk \_\_\_\_\_

If a voter is unable to sign his/her name, an election official shall place the voter's name on the signature roster and make a notation as to the reason the voter is unable to sign.

Si algun votante no puede firmar su nombre, un oficial electoral apuntara el nombre del votante en el registro de firmas y hara una anotacion indicando la causa por la cual cueal el votante no pudo firmar.

[illegible]



7-15, 12/2021 Prescribed by Secretary of State Election Code Sec. 63.011	Type of Election / Tipo de Elección <u>General / Local</u>	Precinct Number/Polling Location where voted Núm. de Precincto/Lugar de votación <u>AgriLife</u>	Precinct Number where registered (if known) Núm. de Precincto inscrito para votar (si se sabe) <u>2</u>	Date of Election / Fecha de la Elección <u>11/8/22</u>	Authority Conducting Election / Autoridad Administrando la Elección <u>Burnet County EA</u>
--	---	--	---	---	--

## Affidavit of Provisional Voter (Declaración Jurada de Votante Provisional) (Ballot number if using DRE)

**TO BE COMPLETED BY VOTER:** I am a registered voter of this political subdivision and in the precinct in which I'm attempting to vote and have not already voted in this election (either in person or by mail). I am a resident of this political subdivision, have not been finally convicted of a felony or if a felon, I have completed all of my punishment including any term of incarceration, parole, supervision, period of probation, or I have been pardoned. I have not been determined by a final judgment of a court exercising probate jurisdiction to be totally mentally incapacitated or partially mentally incapacitated without the right to vote. I understand that giving false information under oath is a misdemeanor, and I understand that it is a Class A Misdemeanor to vote in an election for which I know I am not eligible.

**PARA QUE EL VOTANTE LO LLENE:** Estoy inscrito como votante en esta subdivisión política y en el precinto en cual estoy intentando a votar y aun no he votado en esta elección (en persona o por correo). Soy residente de esta subdivisión política, no he sido definitivamente declarado culpable de un delito grave o si soy el autor de un delito grave, he cumplido toda mi condena inclusive el periodo de encarcelamiento, la libertad condicional, la libertad supervisada, la libertad vigilada, o he sido indultado. No me han determinado por un juicio final de una corte de la legalización de un testamento, ser totalmente incapacitado mentalmente o parcialmente incapacitado sin el derecho de votar. Entiendo que dar información falsa bajo juramento es un delito menor y entiendo que es un delito menor de clase A votar en una elección para la que sé que no soy elegible.

Last Name (Include Suffix if any) / Apellido usual (Incluir sufijo si lo hay) <u>Smith</u>	First Name / Su nombre de pila <u>Jane</u>	Middle Name (if any) / Segundo nombre (si tiene) <u>T</u>	Former Name / Nombre anterior
---	---	--	-------------------------------

Residence Address: Street Address and Apartment Number, City, State, and ZIP. If none, describe where you live (Do not include P.O. Box, Rural Rt. Or Business Address) Domicilio: calle y número de apartamento, Ciudad, Estado, y Código Postal: A falta de estos datos, describa la localidad de su residencia. (No incluya el apartado de correos, camino rural, ni dirección comercial.) <u>123 Main St. Burnet, TX 78611</u>	Gender: (Optional) / Sexo (Optativo) <input checked="" type="checkbox"/> Male (Hombre) <input type="checkbox"/> Female (Mujer)
---	---

Mailing Address: City, State, and ZIP. If mail cannot be delivered to your residence address. / Dirección postal: Ciudad, Estado y Código Postal (si es imposible entregarle correspondencia a su domicilio).	Date of Birth: Month, Day, Year Fecha de nacimiento: mes, día, año <u>07/07/1960</u>
---	--

TX Driver's License No. or TX Personal I.D. No. (Issued by Dept. of Public Safety) (Número de su Licencia de Conducir de Texas o de su Cédula de Identidad de Texas expedida por el Departamento de Seguridad Pública de Texas). <u>01234567</u>	Social Security No. (last 4 digits required if you do not have a TX Driver's License or TX Personal I.D. Number) / Número de Seguro Social. (Si no tiene Licencia de Conducir de Texas ni Cédula de Identidad Personal de Texas, se requiere los últimos 4 números de su seguro social). <u>XXX-XX-XXXX</u>	<input type="checkbox"/> I have not been issued a TX Driver's License Number, TX Personal I.D. Number or a Social Security Number. Yo no tengo una Licencia de Conducir de Texas, Cédula de Identidad Personal de Texas ni un Número de Seguro Social.
---	--	--

Check appropriate box: ARE YOU A UNITED STATES CITIZEN?  
Marque el cuadro apropiado: Soy ciudadano/a de los Estados Unidos

Yes ☒ No ☐

Signature of Voter / Firma del votante  
X Voter's Signature

<h3>TO BE COMPLETED BY ELECTION JUDGE:</h3> <p>VOTER PRESENTED ACCEPTABLE FORM OF IDENTIFICATION OR A SUPPORTING FORM OF IDENTIFICATION AND EXECUTED A REASONABLE IMPEDIMENT DECLARATION</p> <p><input checked="" type="checkbox"/> Yes <input type="checkbox"/> No</p> <p><b>REASON FOR VOTING PROVISIONALLY</b></p> <ol style="list-style-type: none"> <li>Failed to present acceptable form of photo identification, a supporting form of identification with an executed Reasonable Impediment Declaration, or voter registration certificate with exemption.</li> <li>Voter not on list of registered voters.</li> <li><input checked="" type="checkbox"/> Voter not on list, registered in another precinct.</li> <li>Voter on list of people who voted early by mail, and voter has not surrendered mail ballot, presented a Notice of Improper Delivery, or presented Notice of Surrendered Ballot.</li> <li>Voting after 7:00 p.m. due to court order.</li> <li>Voter on list, but registered residence address is outside the political subdivision.</li> <li>Registered at Department of Public Safety (DPS): When: _____ Where: _____</li> <li>Other: _____ (Please explain)</li> </ol> <p>Sworn and subscribed to before me this date: <u>11/8/22</u></p> <p><u>Election Judge</u> Signature of Election Judge</p>	<h3>TO BE COMPLETED BY THE COUNTY VOTER REGISTRAR FOR STATUS:</h3> <p>I, the voter registrar/deputy registrar, did research the records of my office and the following conclusion(s) was made:</p> <p><b>FOR VOTERS WHO DID NOT PRESENT ACCEPTABLE PHOTO IDENTIFICATION AT THE POLLING PLACE</b></p> <ol style="list-style-type: none"> <li>Voter presented acceptable form of identification OR a supporting form of identification and executed a Reasonable Impediment Declaration within 6 calendar days of election day.</li> <li>Voter met disability exemption within 6 calendar days of election day.</li> <li>Voter executed religious objection affidavit within 6 calendar days of election day.</li> <li>Voter executed natural disaster affidavit within 6 calendar days of election day.</li> <li>Voter did not satisfy identification or affidavit requirements, listed in categories 1-4 above, within 6 calendar days of election day.</li> </ol> <p><b>FOR VOTERS WHO VOTED PROVISIONALLY FOR OTHER REASONS</b></p> <ol style="list-style-type: none"> <li>Not a registered voter or registration not effective in time for this election.</li> <li>Registered to vote, erroneously listed in wrong precinct.</li> <li>Registered to vote in a different precinct within the county.</li> <li>Information on file indicating applicant completed a voter registration application, but it was never received in the voter registrar's office.</li> <li>Voter erroneously removed from the list.</li> <li>Voter is not registered to vote in _____ political subdivision.</li> <li>Other: _____ (Please explain)</li> </ol> <p>Signature of Voter Registrar _____ Date _____</p>
---	---

Action taken by the Early Voting Ballot Board: ☐ ACCEPTED ☐ REJECTED Signature of Ballot Board Judge: \_\_\_\_\_

## Temporary Exemption Votes Provisional!

- Voters that have a **religious objection** to being photographed OR voters that do not have a photo ID due a **natural disaster** declared by the President or Governor, may apply for a temporary exemption **during the 6 day cure period, at the voter registrar's office.**
- Only good for one election.

# Permanent Exemption

- Voters who claim that they have a disability of 50% or more that prohibits them from being able to obtain any acceptable form of photo ID, but who have not applied for a Permanent Exemption, Must Vote Provisional, and may apply for a Permanent Exemption **during the 6 day cure period, at the voter registrar's office.**



1 2 3 4 5 6 7 8 9 10 11 12

Polls Open

14:36:09

GENERAL AND LOCAL ELECTIO

Codes Active: 00001

Test Mode

Other

Add Voter

Check Code

PVT:014546

AC[OKAY]Batt[NONE]

PUB:000000

PRINTER  
FEED

CONTRAST  
UP

CONTRAST  
DOWN

CLOSE  
POLLS

1 2 3 4 5 6 7 8 9 10 11 12

## Add Voter

□□□□□□□□□□□□□□□□

Enter Precinct I.D.

11-BCISD

1

10

12

11

12-BERT

PVT:014546

PUB:000000

PRINTER  
FEED

CONTRAST  
UP

CONTRAST  
DOWN

CLOSE  
POLLS



- 1
- 2
- 3
- 4
- 5
- 6
- 7
- 8
- 9
- 10
- 11
- 12

Add Voter

13

14

14-BCISD

PVT:014546

15

15-BCISD

16

PUB:000000

Enter Precinct I.D.

- PRINTER FEED
- CONTRAST UP
- CONTRAST DOWN
- CLOSE POLLS



1 2 3 4 5 6 7 8 9 10 11 12

Print Access Code  
Code[2217]  
Precinct[15-BCISD]

Print

Cancel

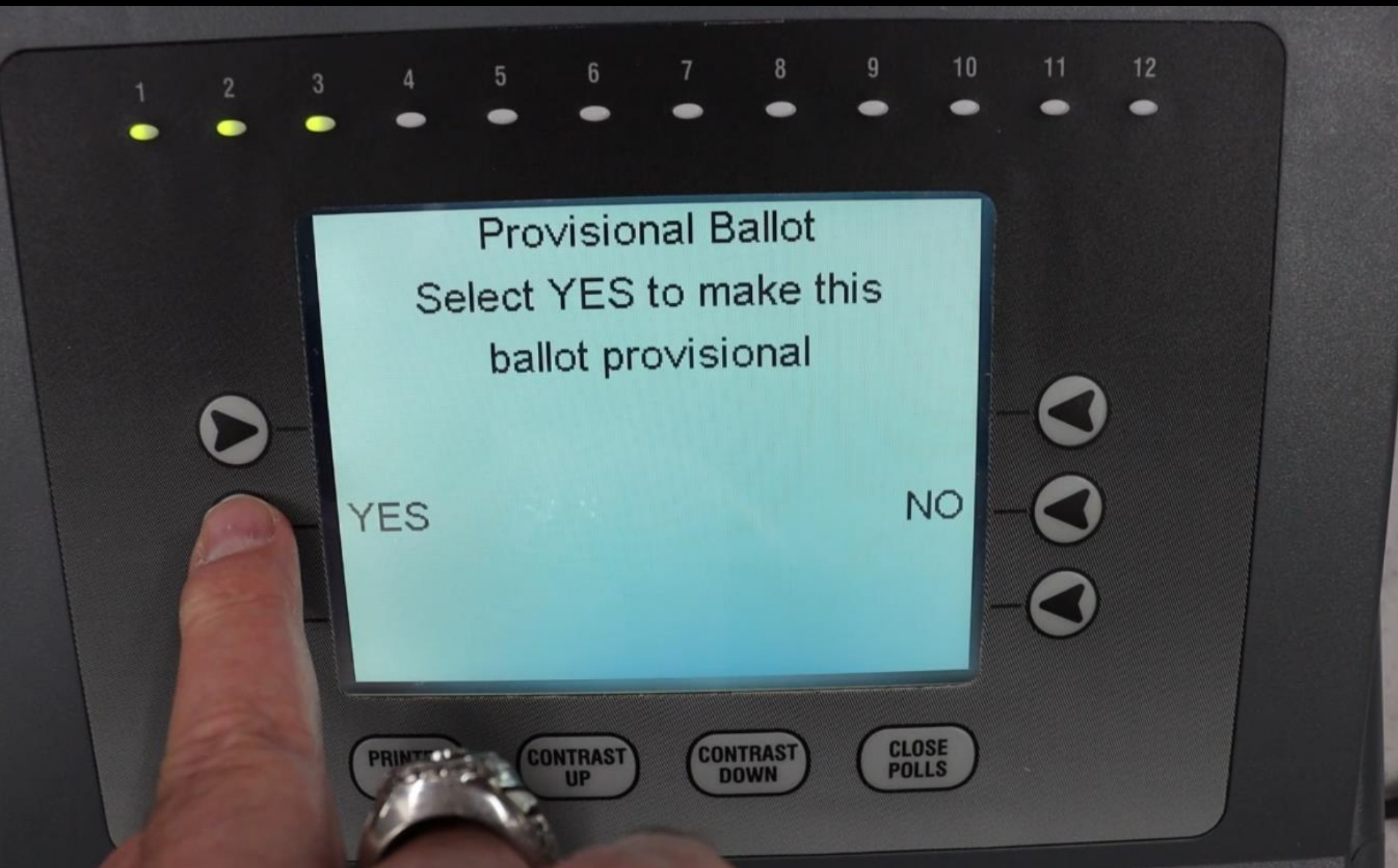
Provisional

PRINTER  
FEED

CONTRAST  
UP

CONTRAST  
DOWN

CLOSE  
POLLS





1 2 3 4 5 6 7 8 9 10 11 12

Print Access Code

Code[2217]

Precinct[15-BCISD]

Ballot Code[395433]

Provisional

Print

Cancel

Provisional

PRINTER  
FEED

CONTRAST  
UP

CONTRAST  
DOWN

CLOSE  
POLLS

ACCESS CODE  
Clave de Acceso

2217

Date: 10-06-2020  
Time: 14:36:38  
Place: Burnet County AgriL  
Pct: 15-BCISD  
Ballot Code: 395433

=====

\*\*\* Test Mode \*\*\*

Burnet County, Texas

GENERAL AND LOCAL  
ELECTIONS

November 03, 2020

Burnet County AgriL

Polls

GENE

Add Vote

PVT: 014546

PRINTER  
FEED

4. Give envelope to election judge.
5. Proceed to voting booth to vote ballot according to regular procedures.

DATE OF ELECTION:  
November 03, 2020

NAME OF ELECTION:  
GENERAL AND LOCAL  
ELECTIONS

PRECINCT NAME:  
15-BCISD

BALLOT CODE:  
395433

PRINTED NAME OF VOTER:

Voter Signature:

x

1 2 3



Add V

PVT: 0145

PRINTER  
FEED



## ACCESS CODE

Clave de acceso

# 4412

Date: 11-06-2001

Time: 15:42:21

Place: Main Street School

BALLOT CODE: 1000014412

Pct: 101

**Tear here**

Sample County, U.S.A.

General Election

November 6, 2001

Main Street School

## Voter Provisional Stub

Date: 11-06-2001

Time: 15:42:21

### INSTRUCTIONS TO VOTER:

1. Print your name below.
2. Sign your name below.
3. Place stub in envelope and seal.
4. Give envelope to election judge.
5. Proceed to voting booth to vote ballot according to regular procedures.

### DATE OF ELECTION:

November 6, 2001

### NAME OF ELECTION:

General Election

### PRECINCT NAME:

101

### BALLOT CODE:

1000014412

### PRINTED NAME OF VOTER:

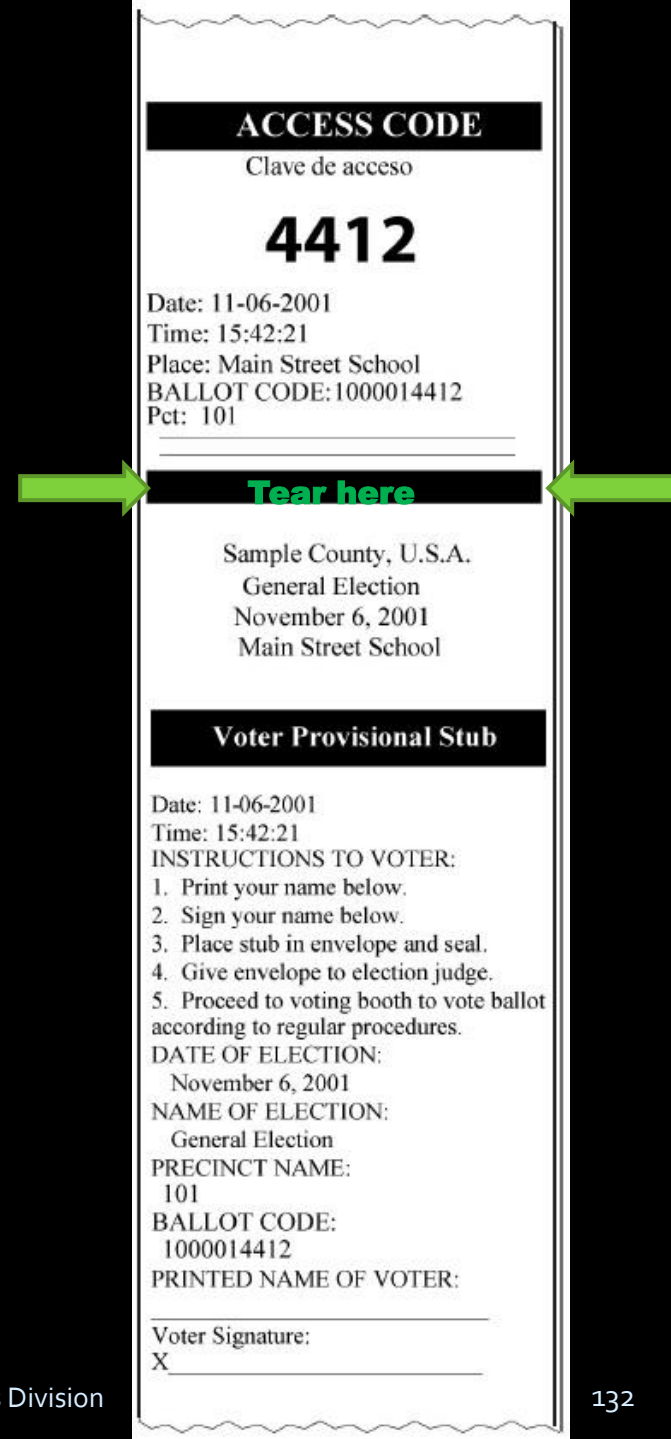
Voter Signature:

X



# Provisional Voting (page 18 of either HART Election Day or Early Voting Desk Reference)

- Follow the instructions on page 18 of either desk reference to process a provisional voter.
- **REMEMBER** to write the voters name on the list of provisional voters **AND** have the voter sign the Provisional Combination form!



**ACCESS CODE**  
Clave de acceso  
**4412**

Date: 11-06-2001  
Time: 15:42:21  
Place: Main Street School  
BALLOT CODE: 1000014412  
Pct: 101

**Tear here**

Sample County, U.S.A.  
General Election  
November 6, 2001  
Main Street School

**Voter Provisional Stub**

Date: 11-06-2001  
Time: 15:42:21  
INSTRUCTIONS TO VOTER:  
1. Print your name below.  
2. Sign your name below.  
3. Place stub in envelope and seal.  
4. Give envelope to election judge.  
5. Proceed to voting booth to vote ballot according to regular procedures.

DATE OF ELECTION:  
November 6, 2001  
NAME OF ELECTION:  
General Election  
PRECINCT NAME:  
101  
BALLOT CODE:  
1000014412  
PRINTED NAME OF VOTER:

Voter Signature:  
X

ARS-14  
 Prepared by Secretary of State  
 Form ARS-14, 41-101 (New Election Code  
 10-1-1)

# List of Provisional Voters

Type of Election (Type of Election)	Location	County
Permanent Election	Burnet	
Date of Election (Date of Election)	Authority Conducting Election (Authority Conducting Election)	
Nov. 24, 2022	Burnet County, Elections Admin	

To Be Completed by the Early Voting Clerk or Election Judge

Name of Provisional Voter	Previous Number	Two Primaries Only DEM. REP.	General Primary Ballot
THOMAS, JAMES M. Klinger			
THOMAS, JAMES M. Klinger	11	X	X
THOMAS, JAMES M. Klinger	12	X	X
THOMAS, JAMES M. Klinger	13	X	X
THOMAS, JAMES M. Klinger	14	X	X
THOMAS, JAMES M. Klinger	15	X	X
THOMAS, JAMES M. Klinger	16	X	X
THOMAS, JAMES M. Klinger	17	X	X
THOMAS, JAMES M. Klinger	18	X	X
THOMAS, JAMES M. Klinger	19	X	X
THOMAS, JAMES M. Klinger	20	X	X
THOMAS, JAMES M. Klinger	21	X	X
THOMAS, JAMES M. Klinger	22	X	X
THOMAS, JAMES M. Klinger	23	X	X
THOMAS, JAMES M. Klinger	24	X	X
THOMAS, JAMES M. Klinger	25	X	X
THOMAS, JAMES M. Klinger	26	X	X
THOMAS, JAMES M. Klinger	27	X	X
THOMAS, JAMES M. Klinger	28	X	X
THOMAS, JAMES M. Klinger	29	X	X
THOMAS, JAMES M. Klinger	30	X	X
THOMAS, JAMES M. Klinger	31	X	X
THOMAS, JAMES M. Klinger	32	X	X
THOMAS, JAMES M. Klinger	33	X	X
THOMAS, JAMES M. Klinger	34	X	X
THOMAS, JAMES M. Klinger	35	X	X
THOMAS, JAMES M. Klinger	36	X	X
THOMAS, JAMES M. Klinger	37	X	X
THOMAS, JAMES M. Klinger	38	X	X
THOMAS, JAMES M. Klinger	39	X	X
THOMAS, JAMES M. Klinger	40	X	X
THOMAS, JAMES M. Klinger	41	X	X
THOMAS, JAMES M. Klinger	42	X	X
THOMAS, JAMES M. Klinger	43	X	X
THOMAS, JAMES M. Klinger	44	X	X
THOMAS, JAMES M. Klinger	45	X	X
THOMAS, JAMES M. Klinger	46	X	X
THOMAS, JAMES M. Klinger	47	X	X
THOMAS, JAMES M. Klinger	48	X	X
THOMAS, JAMES M. Klinger	49	X	X
THOMAS, JAMES M. Klinger	50	X	X
THOMAS, JAMES M. Klinger	51	X	X
THOMAS, JAMES M. Klinger	52	X	X
THOMAS, JAMES M. Klinger	53	X	X
THOMAS, JAMES M. Klinger	54	X	X
THOMAS, JAMES M. Klinger	55	X	X
THOMAS, JAMES M. Klinger	56	X	X
THOMAS, JAMES M. Klinger	57	X	X
THOMAS, JAMES M. Klinger	58	X	X
THOMAS, JAMES M. Klinger	59	X	X
THOMAS, JAMES M. Klinger	60	X	X
THOMAS, JAMES M. Klinger	61	X	X
THOMAS, JAMES M. Klinger	62	X	X
THOMAS, JAMES M. Klinger	63	X	X
THOMAS, JAMES M. Klinger	64	X	X
THOMAS, JAMES M. Klinger	65	X	X
THOMAS, JAMES M. Klinger	66	X	X
THOMAS, JAMES M. Klinger	67	X	X
THOMAS, JAMES M. Klinger	68	X	X
THOMAS, JAMES M. Klinger	69	X	X
THOMAS, JAMES M. Klinger	70	X	X
THOMAS, JAMES M. Klinger	71	X	X
THOMAS, JAMES M. Klinger	72	X	X
THOMAS, JAMES M. Klinger	73	X	X
THOMAS, JAMES M. Klinger	74	X	X
THOMAS, JAMES M. Klinger	75	X	X
THOMAS, JAMES M. Klinger	76	X	X
THOMAS, JAMES M. Klinger	77	X	X
THOMAS, JAMES M. Klinger	78	X	X
THOMAS, JAMES M. Klinger	79	X	X
THOMAS, JAMES M. Klinger	80	X	X
THOMAS, JAMES M. Klinger	81	X	X
THOMAS, JAMES M. Klinger	82	X	X
THOMAS, JAMES M. Klinger	83	X	X
THOMAS, JAMES M. Klinger	84	X	X
THOMAS, JAMES M. Klinger	85	X	X
THOMAS, JAMES M. Klinger	86	X	X
THOMAS, JAMES M. Klinger	87	X	X
THOMAS, JAMES M. Klinger	88	X	X
THOMAS, JAMES M. Klinger	89	X	X
THOMAS, JAMES M. Klinger	90	X	X
THOMAS, JAMES M. Klinger	91	X	X
THOMAS, JAMES M. Klinger	92	X	X
THOMAS, JAMES M. Klinger	93	X	X
THOMAS, JAMES M. Klinger	94	X	X

Thank You

# Curbside Voting

## Page 23 of the HART Desk Reference both ED & EV

**Who Qualifies:** Under Section 64.009 of the Election Code, a voter who is “physically unable to enter the polling place without personal assistance or likelihood of injuring the voter’s health” may vote at the polling place entrance or curb.





# Curbside Procedure

Poll worker or voter's helper needs to provide the photo ID, language preference, Party for Primary, and whether headphones are needed.

Poll worker will go through the check-in process on the Kiosk and sign "curbside" as the signature. Once the label prints from the Kiosk, poll worker scans the label on the JBC and gets the access code. Once the ballot is on the eSlate screen, it is removed to be taken out to the voter.

The Kiosk label is put on the Curbside combination sheet and the sheet is carried along with the eSlate, out to the voter where the poll worker verifies the ID of the voter, has them sign the combination sheet under the label and then gives them the voting machine to vote their ballot

1. Turn SELECT wheel to highlight a digit.

2. Press ENTER to choose that digit.

Access Code

2	2		
---	---	--	--

1	2	3
4	5	6
7	8	9
0	Clear Last	

Press HELP for instructions.

PULL DOWN

eSlate: BATTERY



**LOCATION (PCT):**

## CURBSIDE or Not On List

Prescribed by Secretary of State // Form: 7-20 08/2013  
Sections 63.001, 63.0011, 63.002, 63.003, 63.004, 63.006, 63.009, 63.0101, 63.011 Texas  
Election Code

## SIDE A

Page: \_\_\_\_\_ of \_\_\_\_\_

**COMBINATION FORM** Poll List/Signature Roster, (Affidavits) for

☐ Early Voting      ☐ Election Day

1	Affix label here	<input type="checkbox"/> Provisional
		<input type="checkbox"/> Similar Name
		<input type="checkbox"/> Not On List
		<input type="checkbox"/> Reas. Imped. Decl. 63.001 (i)
		<hr/> Initials

Signature \_\_\_\_\_

2	Affix label here	<input type="checkbox"/> Provisional
		<input type="checkbox"/> Similar Name
		<input type="checkbox"/> Not On List
		<input type="checkbox"/> Reas. Imped. Dec. 63.001 (i)
		<hr/> Initials

Signature \_\_\_\_\_

3	Affix label here	<input type="checkbox"/> Provisional
		<input type="checkbox"/> Similar Name
		<input type="checkbox"/> Not On List
		<input type="checkbox"/> Reas. Imped. Decl. 63.001 (f)
		_____ Initials

Signature \_\_\_\_\_

4	Affix label here	<input type="checkbox"/> Provisional
		<input type="checkbox"/> Similar Name
		<input type="checkbox"/> Not On List
		<input type="checkbox"/> Reas. Imped. Decl. 63.001 (i)
		<hr/> Initials

Signature \_\_\_\_\_

Authority conducting election: Burnet County, Texas

Sworn to and subscribed before me this \_\_\_\_\_ day of \_\_\_\_\_, 20\_\_\_\_

☐ Presiding Judge ☐ Early Voting Clerk

5	Affix label here	<input type="checkbox"/> Provisional <input type="checkbox"/> Similar Name <input type="checkbox"/> Not On List <input type="checkbox"/> Reas. Imped. Decl. 63.001 (i)
		<hr/> <b>Initials</b>

Signature \_\_\_\_\_

6	Affix label here	<input type="checkbox"/> Provisional
		<input type="checkbox"/> Similar Name
		<input type="checkbox"/> Not On List
		<input type="checkbox"/> Reas. Imped. Decl. 63.001 (i)
		<b>Initials</b>

Signature \_\_\_\_\_

7	Affix label here	<input type="checkbox"/> Provisional <input type="checkbox"/> Similar Name <input type="checkbox"/> Not On List <input type="checkbox"/> Reas. Imped. Decl. 63.001 (i)
		Initials _____

Signature \_\_\_\_\_

8	Affix label here	<input type="checkbox"/> Provisional
		<input type="checkbox"/> Similar Name
4.		<input type="checkbox"/> Not On List
		<input type="checkbox"/> Reas. Imped. Decl. 63.001 (i)
		<hr/> <b>Initials</b>

Signature \_\_\_\_\_

If a voter is unable to sign his/her name, an election official shall place the voter's name on the signature roster and make a notation as to the reason the voter is unable to sign.

Si algun votante no puede firmar su nombre, un oficial electoral apuntara el nombre del votante en el registro de firmas y hara una anotacion indicando la causa por la cual el votante no pudo firmar.

(1) "VOTER'S AFFIDAVIT: By initialing the square labeled "Voter's Affidavit," I swear or affirm that I (A) am a resident of the precinct in which I am offering to vote or am otherwise entitled by law to vote in that precinct, (B) was a resident of the precinct in which I am offering to vote at the time the information on the voter's residence address was last provided to the voter registrar, (C) did not deliberately provide false information to secure registration in a precinct in which I do not reside, and (D) am voting only once in the election.

\*JURAMENTO DE VOTANTE: Al firmar con mis iniciales el cuadro marcado "Acepto Juramento", yo declaro o afirmo que (A) soy residente del precinto en el que ofrezco votar o que de otro modo estoy autorizado por ley para votar en este precinto, (B) era residente de este precinto cuando le di al registrador de votantes la información perteneciente a mi dirección residencial, (C) no de información falsa premeditadamente para asegurar mi registro en un precinto en el cual no residio, y (D) votaré solamente una vez en esta elección.

(2) \*Voter's Similar Name Affidavit: If it is determined that the name on the form of identification provided under § 63.0101 is substantially similar per § 63.001(c), and by initialing the square labeled \*Voter's Affidavit, I swear and affirm I am the person on the list of registered voters or the person on the voter registration certificate, and I am one and the same as person named on the identification provided.

Declaración jurada de Nombre Similar del Votante: Si se determina que el nombre en el formulario de identificación previsto en § 63.0101 es substancialmente similar previsto en §63.001(c), y al colocar mis iniciales en el cuadro marcado "Aceptar Declaración Jurada", juro y afirmo que soy la persona en la lista de votantes registrados o la persona en el certificado de registro de votantes, y yo soy uno y el mismo como la persona nombrada en la identificación proporcionada.

(For use in Primary Election - A person commits a criminal offense if the person knowingly votes in a primary election or participates in a convention of another party during the same voting year."

Para Uso en la Elección Primaria "Una persona está culpable de una ofensa criminal si tal persona vota con conocimiento en una elección primaria o participa con conocimiento en una convención de otro partido político durante el mismo año de votación."

[illegible]



Demonstration Ballot  
Sample County, USA  
November 02, 2004

Page 1 of 2

Precinct 32901

**Instruction Note:**

To vote for your choice in each contest turn the SELECT wheel to highlight your choice. Press ENTER. When you are finished voting press the CAST BALLOT button. To vote for a Write In Candidate, turn the SELECT wheel to highlight the "Write-In" choice and press ENTER. Turn the SELECT wheel and press ENTER to spell out the name of the candidate you wish to write-in. When you are finished, turn the SELECT wheel to highlight "Accept" and press ENTER.

**STATE**

**Governor**

- ☒ Millard Fillmore  
☐ Andrew Johnson  
☐ George Washington  
☐ Write-in

**Lieutenant Governor**

- ☐ Susan B. Anthony  
☐ Cesar Chavez  
☐ Helen Keller  
☐ Harriett Tubman

**Attorney General**

- ☐ John Adams  
☐ Abraham Lincoln  
☐ Adlai E. Stevenson

**UNITED STATES  
REPRESENTATIVE**

- ☐ James Madison  
☐ Theodore Roosevelt  
☐ Betsy Ross

**STATE SENATOR**

- ☐ Charles Dickens  
☐ Martha Washington

**COUNTY**

**Sheriff/Coroner**

- ☐ Matt Dillon

HELP


CAST  
BALLOT


ENTER

SELECT













## Ballot Help Page



Turn to move between choices.



Press to make a choice.



Press to go back one page.



Press to go to the next page.



Press to cast your ballot.

Press ENTER to continue.

Press HELP again for assistance.

CAST  
BALLOT

HELP

ENTER

SELECT

### Instructions

- 1. Turn the screen on by pressing the power button.
- 2. Press the arrow keys to move between choices.
- 3. Press the arrow keys to move between choices.
- 4. Press the arrow keys to move between choices.
- 5. Press the arrow keys to move between choices.
- 6. Press the arrow keys to move between choices.
- 7. Press the arrow keys to move between choices.
- 8. Press the arrow keys to move between choices.
- 9. Press the arrow keys to move between choices.
- 10. Press the arrow keys to move between choices.
- 11. Press the arrow keys to move between choices.
- 12. Press the arrow keys to move between choices.
- 13. Press the arrow keys to move between choices.
- 14. Press the arrow keys to move between choices.
- 15. Press the arrow keys to move between choices.
- 16. Press the arrow keys to move between choices.
- 17. Press the arrow keys to move between choices.
- 18. Press the arrow keys to move between choices.
- 19. Press the arrow keys to move between choices.
- 20. Press the arrow keys to move between choices.
- 21. Press the arrow keys to move between choices.
- 22. Press the arrow keys to move between choices.
- 23. Press the arrow keys to move between choices.
- 24. Press the arrow keys to move between choices.
- 25. Press the arrow keys to move between choices.
- 26. Press the arrow keys to move between choices.
- 27. Press the arrow keys to move between choices.
- 28. Press the arrow keys to move between choices.
- 29. Press the arrow keys to move between choices.
- 30. Press the arrow keys to move between choices.
- 31. Press the arrow keys to move between choices.
- 32. Press the arrow keys to move between choices.
- 33. Press the arrow keys to move between choices.
- 34. Press the arrow keys to move between choices.
- 35. Press the arrow keys to move between choices.
- 36. Press the arrow keys to move between choices.
- 37. Press the arrow keys to move between choices.
- 38. Press the arrow keys to move between choices.
- 39. Press the arrow keys to move between choices.
- 40. Press the arrow keys to move between choices.
- 41. Press the arrow keys to move between choices.
- 42. Press the arrow keys to move between choices.
- 43. Press the arrow keys to move between choices.
- 44. Press the arrow keys to move between choices.
- 45. Press the arrow keys to move between choices.
- 46. Press the arrow keys to move between choices.
- 47. Press the arrow keys to move between choices.
- 48. Press the arrow keys to move between choices.
- 49. Press the arrow keys to move between choices.
- 50. Press the arrow keys to move between choices.
- 51. Press the arrow keys to move between choices.
- 52. Press the arrow keys to move between choices.
- 53. Press the arrow keys to move between choices.
- 54. Press the arrow keys to move between choices.
- 55. Press the arrow keys to move between choices.
- 56. Press the arrow keys to move between choices.
- 57. Press the arrow keys to move between choices.
- 58. Press the arrow keys to move between choices.
- 59. Press the arrow keys to move between choices.
- 60. Press the arrow keys to move between choices.
- 61. Press the arrow keys to move between choices.
- 62. Press the arrow keys to move between choices.
- 63. Press the arrow keys to move between choices.
- 64. Press the arrow keys to move between choices.
- 65. Press the arrow keys to move between choices.
- 66. Press the arrow keys to move between choices.
- 67. Press the arrow keys to move between choices.
- 68. Press the arrow keys to move between choices.
- 69. Press the arrow keys to move between choices.
- 70. Press the arrow keys to move between choices.
- 71. Press the arrow keys to move between choices.
- 72. Press the arrow keys to move between choices.
- 73. Press the arrow keys to move between choices.
- 74. Press the arrow keys to move between choices.
- 75. Press the arrow keys to move between choices.
- 76. Press the arrow keys to move between choices.
- 77. Press the arrow keys to move between choices.
- 78. Press the arrow keys to move between choices.
- 79. Press the arrow keys to move between choices.
- 80. Press the arrow keys to move between choices.
- 81. Press the arrow keys to move between choices.
- 82. Press the arrow keys to move between choices.
- 83. Press the arrow keys to move between choices.
- 84. Press the arrow keys to move between choices.
- 85. Press the arrow keys to move between choices.
- 86. Press the arrow keys to move between choices.
- 87. Press the arrow keys to move between choices.
- 88. Press the arrow keys to move between choices.
- 89. Press the arrow keys to move between choices.
- 90. Press the arrow keys to move between choices.
- 91. Press the arrow keys to move between choices.
- 92. Press the arrow keys to move between choices.
- 93. Press the arrow keys to move between choices.
- 94. Press the arrow keys to move between choices.
- 95. Press the arrow keys to move between choices.
- 96. Press the arrow keys to move between choices.
- 97. Press the arrow keys to move between choices.
- 98. Press the arrow keys to move between choices.
- 99. Press the arrow keys to move between choices.
- 100. Press the arrow keys to move between choices.





Burnet County Elections



ADA7CB

Your vote has been recorded.  
Thank you for voting.  
You may now leave the booth.



### Instrucciones para los Votantes

#### 1. Escoja el Lenguaje

**Español**

- Gire la rueda SELECT para destacar el lenguaje de su preferencia.
- Oprima ENTER.

#### 2. Inserte su Clave de Acceso

ACCESO

2248

- Gire la rueda SELECT para destacar el primer número de su Clave de Acceso.
- Oprima ENTER.
- Repita para todos los números.

#### 3. Marque sus Selecciones

Rep. Distrito 34

☒ [Candidate Name]

☐ [Candidate Name]

Rep. Distrito 34

☒ [Candidate Name]

☐ [Candidate Name]

- Gire la rueda SELECT para destacar su preferencia.
- Oprima ENTER.
- El cuadro a la izquierda de su selección cambiará a rojo.
- Para cambiar su selección, gire la rueda SELECT a su nueva selección y oprima ENTER.
- Se puede usar NEXT y PREV para mover por las páginas de la boleta.
- Para pedir asistencia oprima HELP.

#### 4. Repase sus Selecciones

Página del Resumen de Boleta

☒ [Candidate Name]

☐ [Candidate Name]

#### 5. Lea con cuidado la Página del Resumen de Boleta.

- Para cambiar una selección en la Página del Resumen de Boleta, gire la rueda SELECT para destacar la línea que quiere cambiar y oprima ENTER.


#### 5. Eche La Boleta

**CAST BALLOT**

- Solo después de marcar todas sus selecciones, oprima **CAST BALLOT** en la última Página del Resumen de Boleta para echar su boleta votada en la urna electoral.
- Cuando oprima **CAST BALLOT** la última Página del Resumen de Boleta se...

# Canceling a Booth (pg 21)

- Assigned the wrong ballot style or precinct
- Voter leaves without casting ballot  
**NEVER CAST A BALLOT FOR ANYONE!**
- Follow instructions in the HART Desk  
References page 21





- 1 2 3 4 5 6 7 8 9 10 11 12

Polls Open 15:01:32

GENERAL AND LOCAL ELECTIO

Codes Active: 00002

Test Mode

Other

Add Voter

Check Code

PVT:014547 AC[OKAY]Batt[NONE] PUB:000001



- PRINTER FEED
- CONTRAST UP
- CONTRAST DOWN
- CLOSE POLLS

1 2 3 4 5 6 7 8 9 10 11 12

## Other JBC Functions

▶ Access Code Report ◀

▶ Enable Printer ◀

▶ Cancel Booth Polls Open Menu ◀

PVT:014547

PUB:000001

PRINTER  
FEED

CONTRAST  
UP

CONTRAST  
DOWN

CLOSE  
POLLS

- 1 2 3 4 5 6 7 8 9 10 11 12

Cancel Booth



Enter Booth to cancel

Cancel

PRINTER  
FEED



CONTRAST  
DOWN

CLOSE  
POLLS



Cancel

ENTER  
ED

CONTRAST  
UP

CONTRAST  
DOWN

CLOSE  
POLLS

D

E

F

G

H

I

BACK

1

2

3

4

5

6

M

N

O

P

Q

R

ENTER

7

8

9

M

N

O

P

Q

R

ENTER

7

8

9

M

N

O

P

Q

R

ENTER

7

8

9

M

N

O

P

Q

R

ENTER

7

8

9

M

N

O

P

Q

R

ENTER

7

8

9

M

N

O

P

Q

R

ENTER

7

8

9

M

N

O

P

Q

R

ENTER

7

8

9

M

N

O

P

Q

R

ENTER

7

8

9

M

N

O

P

Q

R

ENTER

7

8

9

M

N

O

P

Q

R

ENTER

7

8

9

M

N

O

P

Q

R

ENTER

7

8

9

M

N

O

P

Q

R

ENTER

7

8

9

M

N

O

P

Q

R

ENTER

7

8

9

M

N

O

P

Q

R

ENTER

7

8

9

M

N

O

P

Q

R

ENTER

7

8

9

M

N

O

P

Q

R

ENTER

7

8

9

M

N

O

P

Q

R

ENTER

7

8

9

M

N

O

P

Q

R

ENTER

7

8

9

M

N

O

P

Q

R

ENTER

7

8

9

M

N

O

P

Q

R

ENTER

7

8

9

M

N

O

P

Q

R

ENTER

7

8

9

M

N

O

P

Q

R

ENTER

7

8

9

M

N

O

P

Q

R

ENTER

7

8

9

M

N

O

P

Q

R

ENTER

7

8

9

M

N

O

P

Q

R

ENTER

7

8

9

M

N

O

P

Q

R

ENTER

7

8

9

M

N

O

P

Q

R

ENTER

7

8

9

M

N

O

P

Q

R

ENTER

7

8

9

M

N

O

P

Q

R

ENTER

7

8

9

M

N

O

P

Q

R

ENTER

7

8

9

M

N

O

P

Q

R

ENTER

7

8

9

M

N

O

P

Q

R

ENTER

7

8

9

M

N

O

P

Q

R

ENTER

7

8

9

M

N

O

P

Q

R

ENTER

7

8

9

M

N

O

P

Q

R

ENTER

7

8

9

M

N

O

P

Q

&lt;

1

2

3

4

5

6

7

8

9

10

11

12

## Cancel Booth

02

Go to Booth and select Enter  
key to confirm cancel

Cancel

PRINTER  
FEED

CONTRAST  
UP

CONTRAST  
DOWN

CLOSE  
POLLS



# Cancel Ballot

Press ENTER to confirm  
cancel.

## Enter Instructions

- Turn the SELECT wheel to highlight the language of your choice.
- Press ENTER.
- Turn the SELECT wheel to highlight the first number of your Access Code.
- Press ENTER.
- Repeat for each number.

Turn the SELECT wheel to highlight your ballot choice.

Press ENTER.

The box to the left of the choice changes to red.

To change your choice, turn the SELECT wheel to your new choice and press ENTER.

You may use NEXT and PREV to move through the ballot pages.

To get help, press HELP.

and the Ballot Summary Page fully.

To change a choice from the Ballot Summary Page, turn the SELECT wheel to highlight the line you want to change, and press ENTER.

After all desired choices have been made, press CAST BALLOT to view the final Ballot Summary Page and to print your voted ballot in the box.

Press CAST BALLOT from

## Instrucciones

1. Escoja el Lenguaje

**Español**

2. Inserte su Clave de Acceso

2248

3. Marque su Selección

Rep. Distrito 34

☒ Cuarter A

☐ Cuarter C

Rep. Distrito

☒ Cuarter

☐ Cuarter

4. Repase su Selección

Página Resumen

Presione

Presione

Presione

Presione

Presione

Presione

Presione

Presione

Presione

Presione

Presione

Presione

1

2

3

4

5

6

7

8

9

10

11

12

Booth has been canceled  
( 2 )

Continue

PRINTER  
FEED

CONTRAST  
UP

CONTRAST  
DOWN

CLOSE  
POLLS

1 2 3 4 5 6 7 8 9 10 11 12

## Other JBC Functions

Access Code Report

Enable Printer

Cancel Booth Polls Open Menu

PVT:014547

PUB:000001

PRINTER  
FEED

CONTRAST  
UP

CONTRAST  
DOWN

CLOSE  
POLLS



1 2 3 4 5 6 7 8 9 10 11 12

Polls Open

15:02:18

GENERAL AND LOCAL ELECTIO

Codes Active: 00001

Test Mode

Other

Add Voter

Check Code

PVT:014547

PUB:000001

PRINTER  
FEED

CONTRAST  
UP

CONTRAST  
DOWN

CLOSE  
POLLS

## CANCELLED BOOTH LOG

<b>Election:</b>	Nov 3, 2020 Gen		
<b>Date of Election:</b>	Nov 3, 2020		
<b>Directions for Canceled Booths:</b> If you must cancel a booth, use this log to record the date and time canceled, who canceled the booth, and the reason it was canceled.		<b>Polling Place:</b>	Agelife EV
		<b>Authority Conducting Election:</b>	Burnet CO

<b>Directions for Expired ACCESS CODES:</b> If an ACCESS CODE is printed and the ACCESS CODE slip, write a note on it explaining what happened.	
<b>Today's Date:</b>	<b>Time:</b> (A.M. or P.M.)
11/3/2020	6:30 PM
<b>Canceled by:</b> (Print Name)	



# Closing the Polls

- **Close the Polls**

- Identify the last voter and do what is necessary to stop more voters who arrive after closing time from getting in line

## **DO NOT RUN A TALLY REPORT!**

- **Compile Election Record**

- Complete the various election forms.

- **Organize & Return Materials**

- Place all completed forms in the **RED** zipper bag.

DO NOT RUN  
TALLY

- 1 2 3 4 5 6 7 8 9 10 11 12

Polls Open 10:05:44  
GENERAL AND LOCAL ELECTIO  
Codes Active: 00000  
Test Mode  
Other  
Add Voter Check Code  
PVT:014557 AC[OKAY]Batt[NONE] PUB:000005

▶

▶

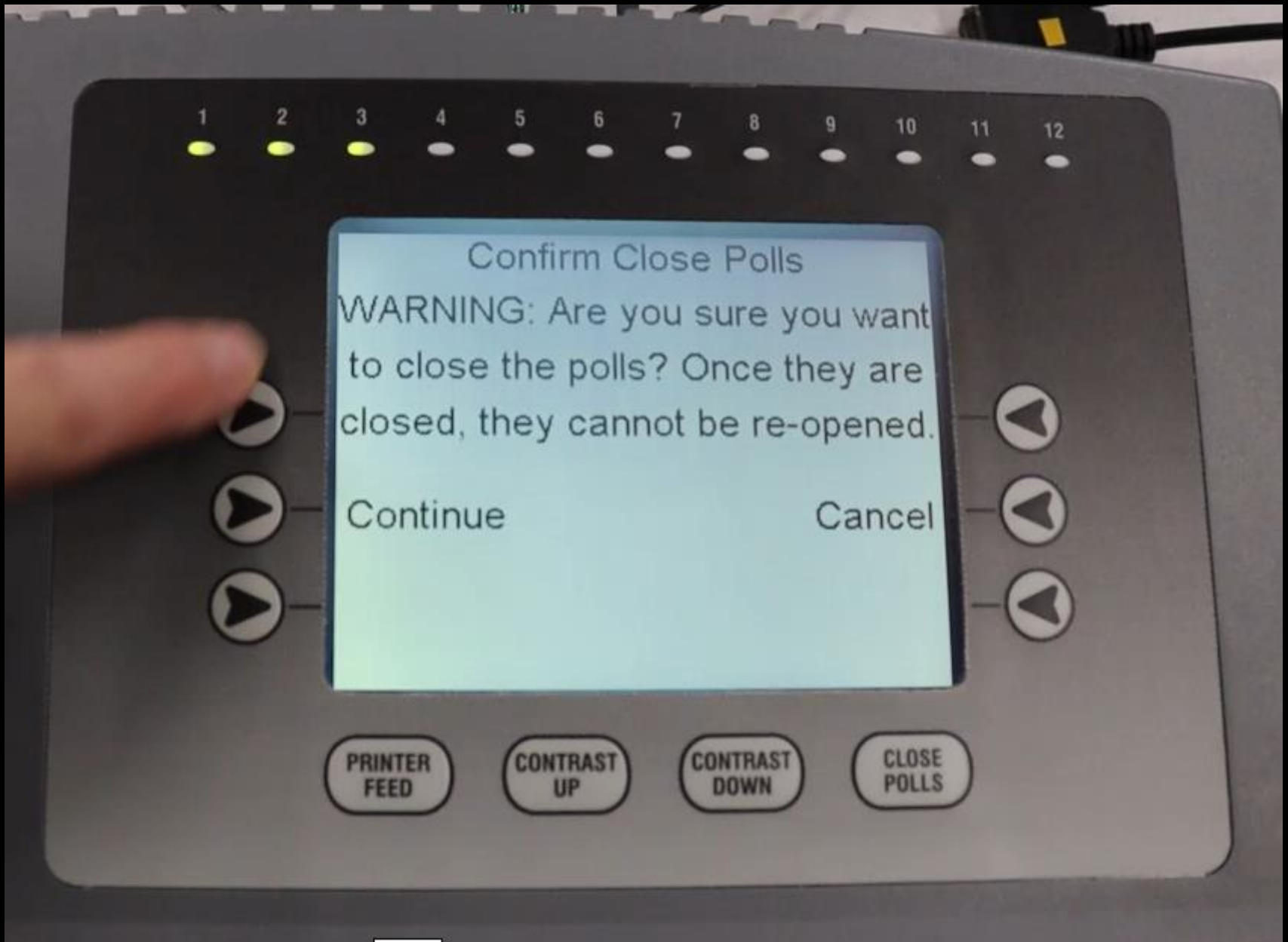
▶

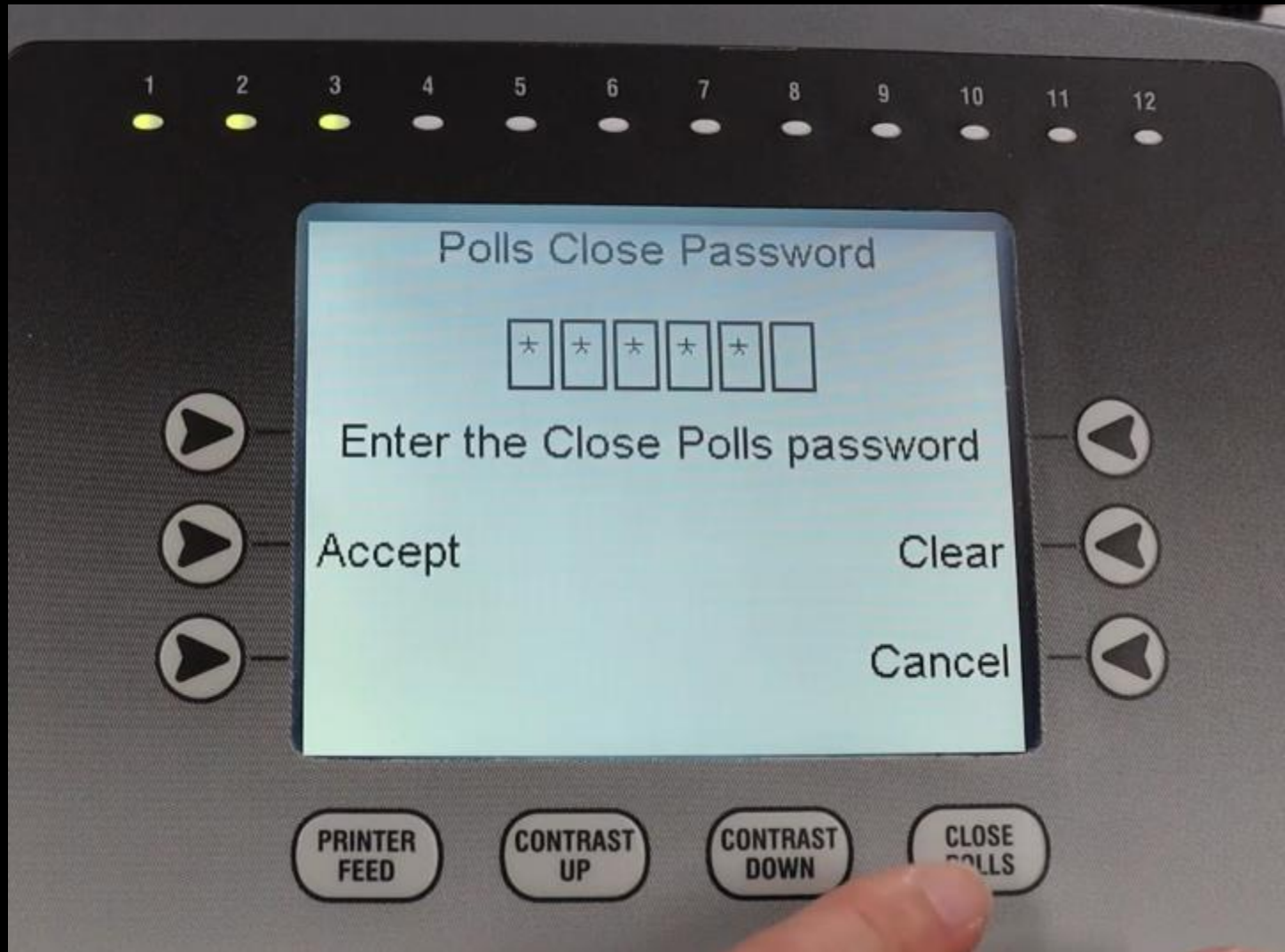
◀

◀

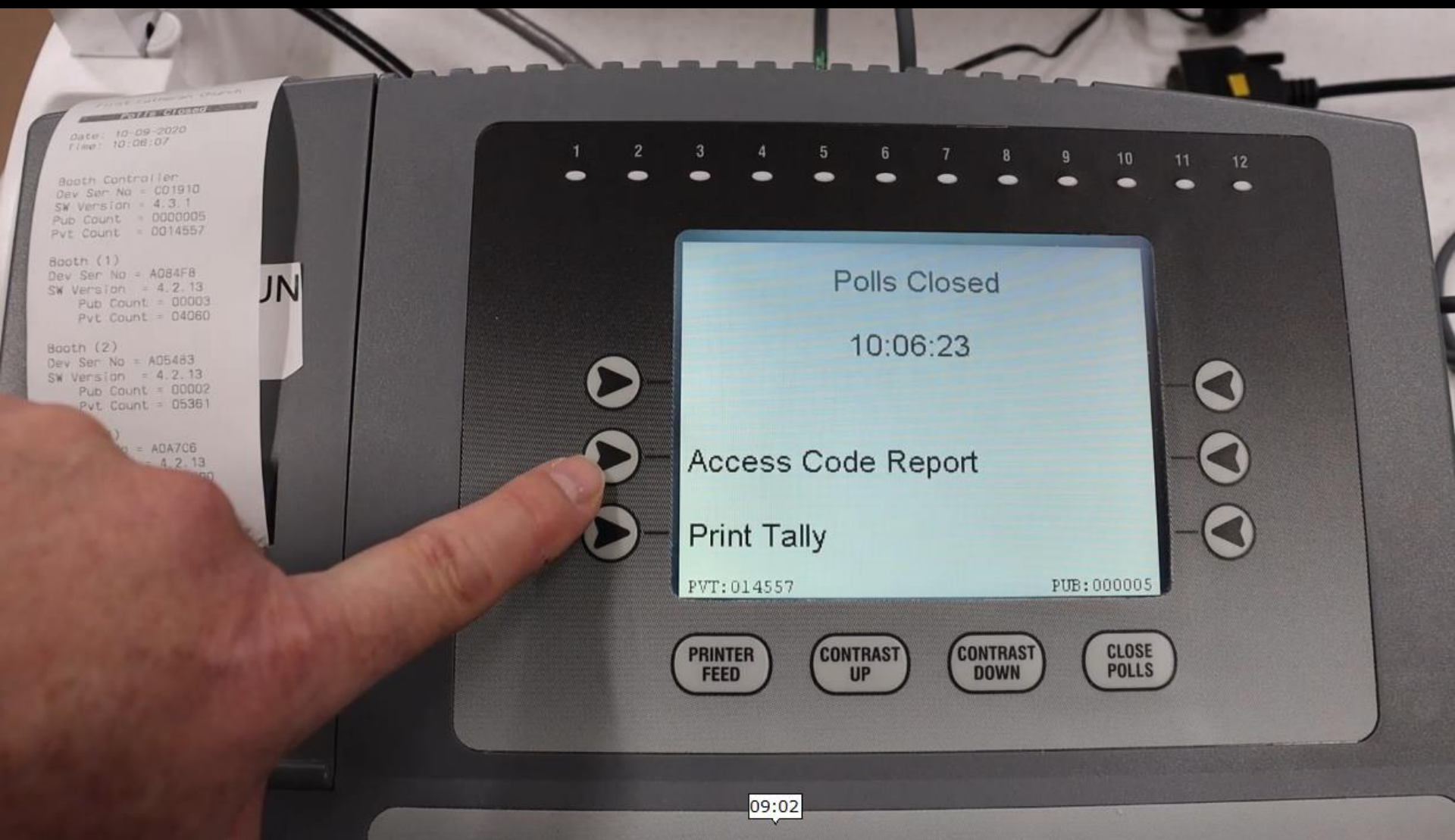
◀

PRINTER FEED CONTRAST UP CONTRAST DOWN CLOSE









Date: 10-09-2020  
Time: 10:06:07

Booth Controller:  
Dev Ser No = C01910  
SW Version = 4.3.1  
Pub Count = 0000005  
Pvt Count = 0014557

Booth (1)  
Dev Ser No = A084F8  
SW Version = 4.2.13  
Pub Count = 00003  
Pvt Count = 04060

Booth (2)  
Dev Ser No = A05463  
SW Version = 4.2.13  
Pub Count = 00002  
Pvt Count = 05361

Booth (3)  
Dev Ser No = A0A7C6  
SW Version = 4.2.13  
Pub Count = 00000  
Pvt Count = 00000

- 1
- 2
- 3
- 4
- 5
- 6
- 7
- 8
- 9
- 10
- 11
- 12

Polls Closed

10:06:23

Access Code Report

Print Tally

PVT:014557

PUB:000005

PRINTER  
FEED

CONTRAST  
UP

CONTRAST  
DOWN

CLOSE  
POLLS

09:02



...an Church

**Access Code Report**

Date: 10-09-2020  
Time: 10:06:38

Access Code Totals:

Issued	=	5
Voted	=	5
Expired	=	0
Canceled	=	0
Active	=	0

=====

COUNTS AND LOGS

CONTACTS AND HELP

Burnet

Friday, Oct 9 2020

rt Screen

Live Help

No messages...

## Counts and Logs

RETURN TO PREVIOUS SCREEN

Precinct/VSC: FIRST LUTHERAN CHURCH

Counts

Logs

Today's Count | **5**

Total | **5**

\*\*\* Training Mode \*\*\*

\*\*\* Training Mode \*\*\*

NEW ONLY



# eSlate Main Envelope

## eSlate Reconciliation Log – Election Day

Complete one form per JBC

Election Nov 3 2020

Polling Place First Lutheran

Date Nov 3, 2020

### OPEN POLLS

Initial the form, and  
screen (bottom right)

Lead Pollworker

Start of Day Pub

\*\*\* Test Mode \*\*\*

Burnet County, Texas

GENERAL AND LOCAL  
ELECTIONS

November 03, 2020

First Lutheran Church

Access Code Report

Date: 10-09-2020  
Time: 10:06:38

Access Code Totals:  
Issued = 5  
Voted = 5  
Expired = 0  
Canceled = 0  
Active = 0

Count from the PUB COUNT on the JBC

	SA
lower right corner of JBC screen)	Ø

JBC COUNT on the JBC screen (bottom right-  
enter the Number of Voters Checked In.

(lower right corner of JBC screen)	5
(including provisionals)	5

### SUMMARY

Voted, Expired, and Canceled from the

Number of Access Codes Issued	5
Number of Access Codes Voted	5
Number of Access Codes Expired	Ø
Number of Access Codes Canceled	Ø

of Voters Checked In and the Number of Access Codes Voted should match  
If they do not, please explain below in Comments.

File
Election
Polling
Date
Lead P
Start of D
Count
1. End of D
Count
2. Number Vot
Checked In
3. Number of Ac
Codes Issued
4. Number of Acc
Codes Voted
5. Number of Access
Codes Expired
6. Number of Access
Codes Canceled
Comments
Signature

**ESLATE CORDS AND SEAL**  
**JBC CASE SEAL**  
**VOTESAFE KIOSK CASE SEAL**






A woman with blonde hair tied in a ponytail, wearing a grey cardigan, is shown from the side, loading a large grey plastic ESLATE into a black metal cart. The ESLATE is being placed vertically, with its handles facing the front of the cart. The cart is a black metal frame with a lower shelf and a top shelf. In the background, there are shelves with yellow and grey storage bins. A black cart with a white label '6' is visible on the right. The floor is a light-colored concrete.

**ESLATES GO IN CART ON  
THEIR SIDES, WITH  
HANDLES FACING FRONT  
OF CART**











HOME ▾ COVID 19 INFO

# Burnet County Elections & Voter Registration

Doug Ferguson, Elections Administrator

[JUMP TO CURRENT ELECTION](#)

**Welcome!**

Thank You!

**512-715-5288**